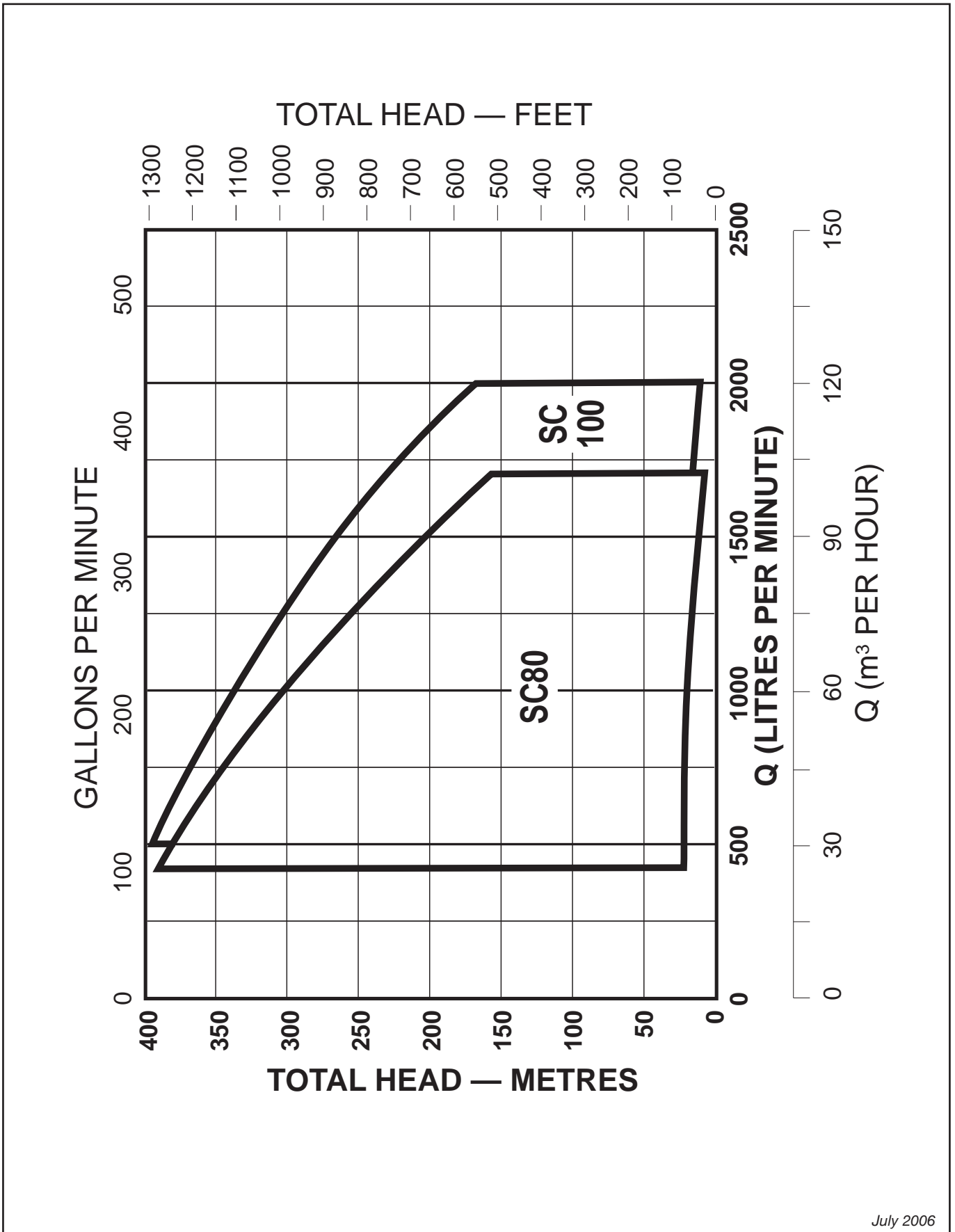




“SC” Series
8 inch (200mm)
Submersible Borehole Pumps

**Selection
Chart**

PERFORMANCE DATA

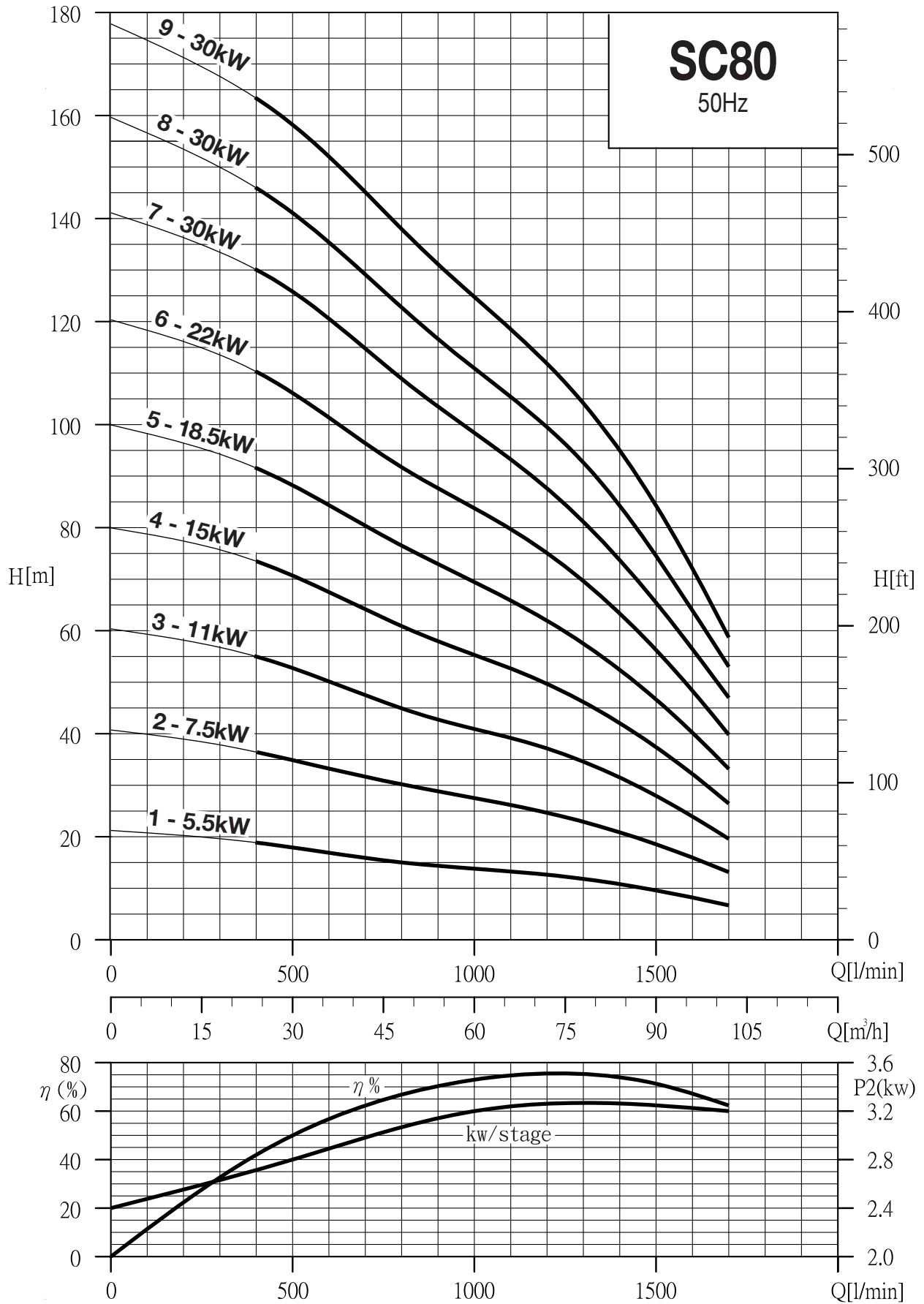


July 2006



"SC" Series
8 inch (200mm)
Submersible Borehole Pumps

MODEL
SC80



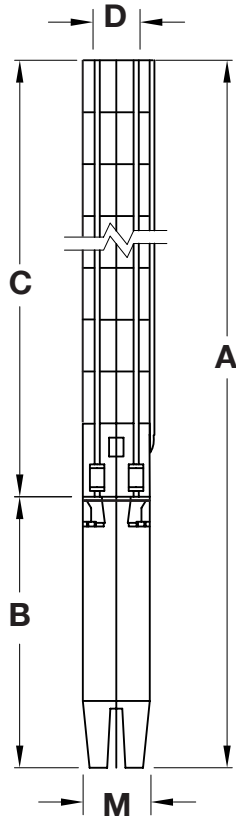
MODEL
SC80

“SC” Series

8 inch (200mm)
Submersible Borehole Pumps



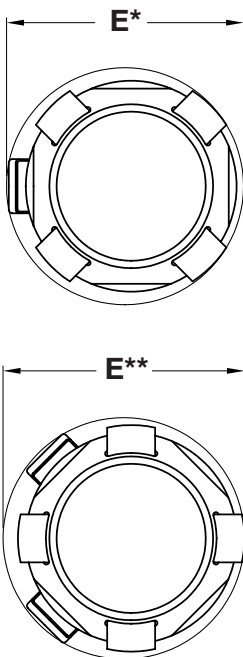
TECHNICAL DATA



SC80 DIMENSIONS & WEIGHTS

| MODEL | NO. OF STAGES | MOTOR | | DIMENSIONS (mm) | | | | | | | MASS (kg) | |
|--------|---------------|-------|------|-----------------|------|------|-----------|-----|-----|-----|-----------|-------|
| | | kW | DIAM | A | B | C | D | E* | E** | M | PUMP | MOTOR |
| SC80-1 | 1 | 5.5 | 6" | 1232 | 614 | 618 | 5" BSP FL | 178 | 186 | 138 | 25.1 | 48 |
| SC80-2 | 2 | 7.5 | 6" | 1392 | 646 | 746 | | 178 | 186 | 138 | 28.7 | 52 |
| SC80-3 | 3 | 11 | 6" | 1585 | 711 | 874 | | 178 | 186 | 138 | 32.3 | 58 |
| SC80-4 | 4 | 15 | 6" | 1779 | 776 | 1003 | | 178 | 186 | 138 | 35.9 | 64 |
| SC80-5 | 5 | 18.5 | 6" | 1972 | 841 | 1131 | | 178 | 186 | 138 | 39.5 | 70 |
| SC80-6 | 6 | 22 | 6" | 2165 | 906 | 1259 | | 178 | 186 | 138 | 43 | 76 |
| SC80-7 | 7 | 30 | 6" | 2423 | 1036 | 1387 | | 178 | 186 | 138 | 46.6 | 92 |
| SC80-8 | 8 | 30 | 6" | 2551 | 1036 | 1515 | | 178 | 186 | 138 | 50.2 | 92 |
| SC80-9 | 9 | 30 | 6" | 2680 | 1036 | 1644 | | 178 | 186 | 138 | 53.8 | 92 |

E*: Maximum diameter of pump with single motor cable.
E**: Maximum diameter of pump with two motor cables.
Motor dimensions are for standard Franklin Motors.



ELECTRICAL DATA 6 INCH MOTORS 415V 50 Hz 3 PHASE

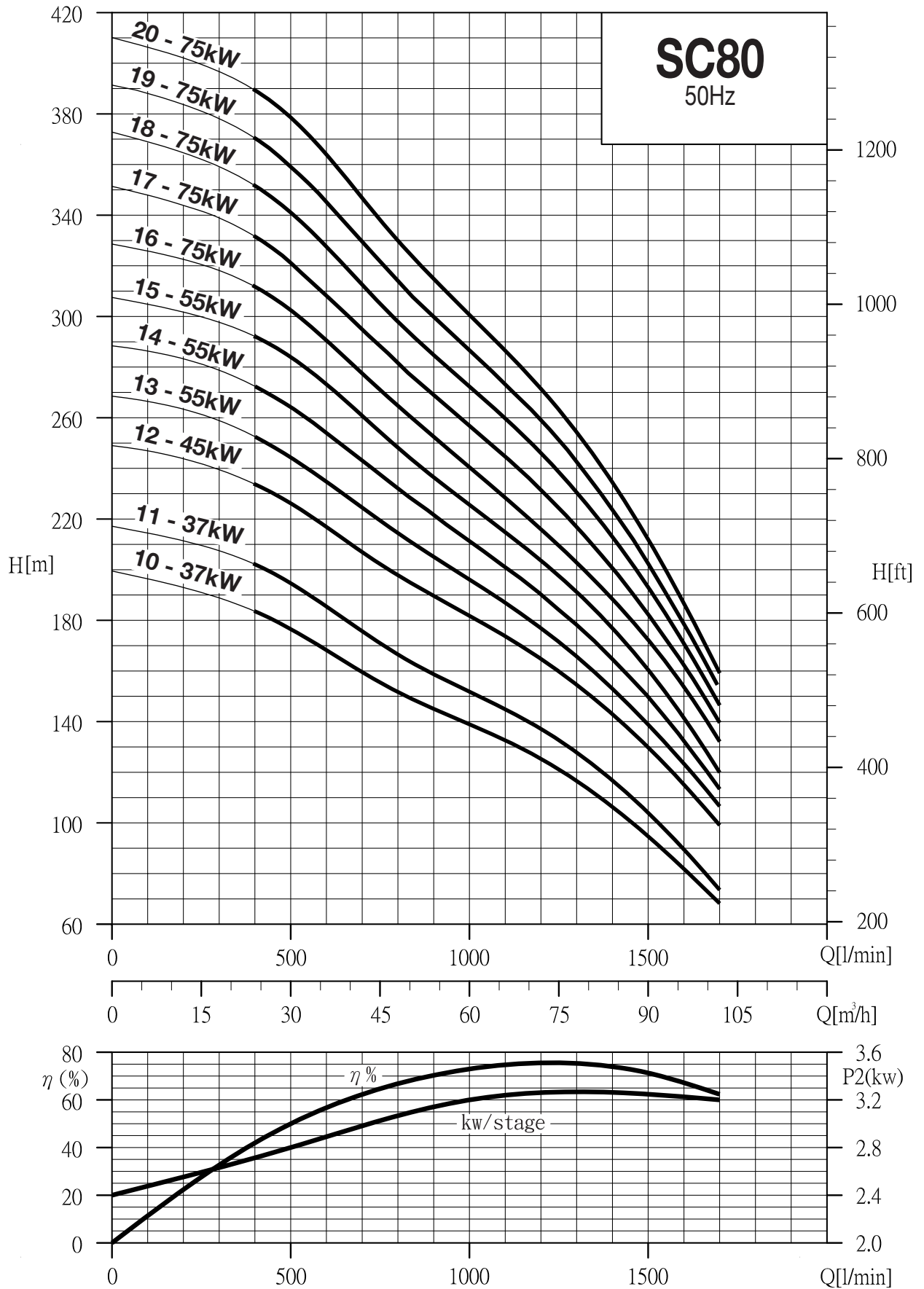
| MOTOR kW | THRUST kg | FULL LOAD AMPS | NOMINAL RPM | LOCK ROTOR AMPS |
|------------------------|-----------|----------------|-------------|-----------------|
| 6 INCH FRANKLIN MOTORS | | | | |
| 5.5 | 1600 | 12.8 | 2875 | 66 |
| 7.5 | 1600 | 16.2 | 2875 | 91 |
| 11 | 1600 | 24.1 | 2875 | 133 |
| 15 | 1600 | 31.0 | 2875 | 174 |
| 18.5 | 1600 | 38.5 | 2875 | 215 |
| 22 | 1600 | 45.5 | 2875 | 278 |
| 30 | 1600 | 64.6 | 2875 | 397 |

July 2006



“SC” Series
8 inch (200mm)
Submersible Borehole Pumps

MODEL
SC80

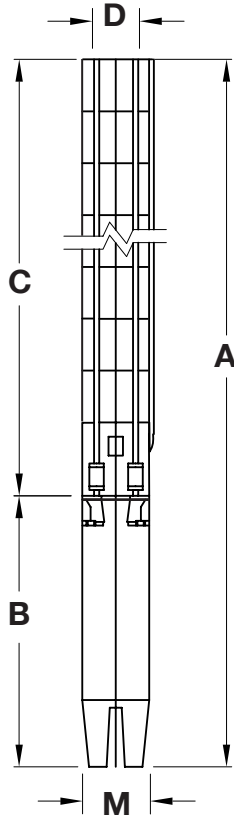


MODEL
SC80

“SC” Series
8 inch (200mm)
Submersible Borehole Pumps



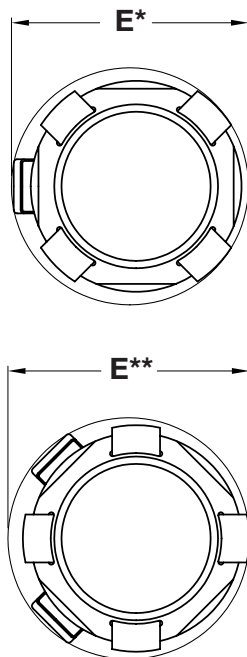
TECHNICAL DATA



SC80 DIMENSIONS & WEIGHTS

| MODEL | NO. OF STAGES | MOTOR | | DIMENSIONS (mm) | | | | | | | MASS (kg) | |
|---------|---------------|-------|------|-----------------|------|------|---------|-----|-----|-----|-----------|-------|
| | | kW | DIAM | A | B | C | D | E* | E** | M | PUMP | MOTOR |
| SC80-10 | 10 | 37 | 6" | 3177 | 1405 | 1772 | 5" Bore | 178 | 186 | 138 | 57.4 | 136 |
| SC80-11 | 11 | 37 | 6" | 3305 | 1405 | 1900 | | 178 | 186 | 138 | 61 | 136 |
| SC80-12 | 12 | 45 | 6" | 3596 | 1557 | 2039 | | 200 | 204 | 138 | 66 | 152 |
| SC80-13 | 13 | 55 | 8" | 3372 | 1204 | 2168 | | 200 | 204 | 191 | 69.6 | 193 |
| SC80-14 | 14 | 55 | 8" | 3501 | 1204 | 2297 | | 200 | 204 | 191 | 73.2 | 193 |
| SC80-15 | 15 | 55 | 8" | 3628 | 1204 | 2424 | | 200 | 204 | 191 | 76.8 | 193 |
| SC80-16 | 16 | 75 | 8" | 4185 | 1633 | 2552 | | 200 | 204 | 191 | 80.4 | 249 |
| SC80-17 | 17 | 75 | 8" | 4314 | 1633 | 2681 | | 200 | 204 | 191 | 84 | 249 |
| SC80-18 | 18 | 75 | 8" | 4442 | 1633 | 2809 | | 200 | 204 | 191 | 87.6 | 249 |
| SC80-19 | 19 | 75 | 8" | 4570 | 1633 | 2937 | | 200 | 204 | 191 | 91.2 | 249 |
| SC80-20 | 20 | 75 | 8" | 4698 | 1633 | 3065 | | 200 | 204 | 191 | 94.8 | 249 |

*E**: Maximum diameter of pump with single motor cable.
*E***: Maximum diameter of pump with two motor cables.
 Motor dimensions are for standard Franklin Motors.



ELECTRICAL DATA 6 & 8 INCH MOTORS 415V 50 Hz 3 PHASE

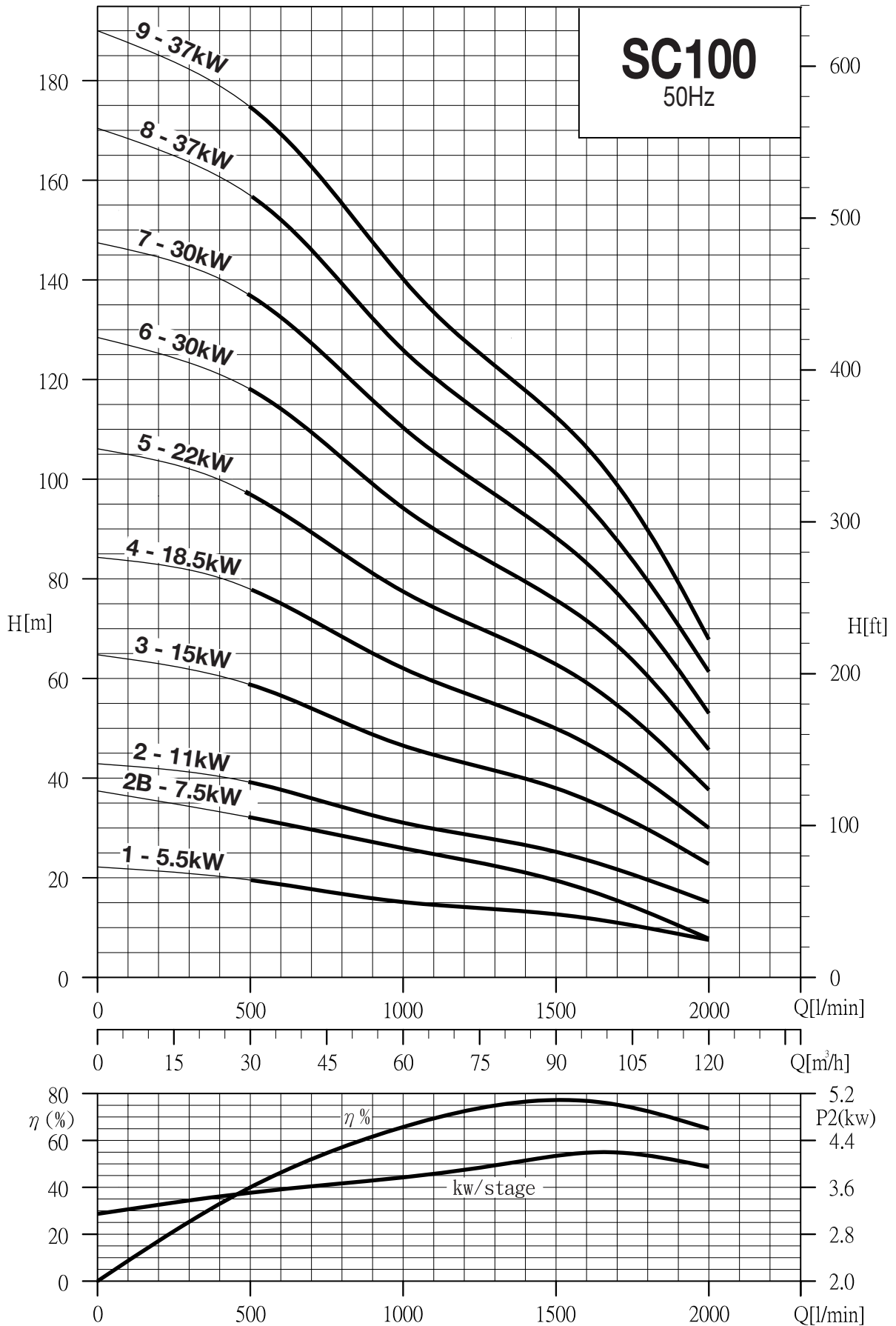
| MOTOR kW | THRUST kg | FULL LOAD AMPS | NOMINAL RPM | LOCK ROTOR AMPS |
|------------------------|-----------|----------------|-------------|-----------------|
| 6 INCH FRANKLIN MOTORS | | | | |
| 37 | 2800 | 77.9 | 2875 | 434 |
| 45 | 2800 | 93.2 | 2875 | 526 |
| 8 INCH FRANKLIN MOTORS | | | | |
| 55 | 4500 | 108 | 2900 | 895 |
| 75 | 4500 | 145 | 2900 | 1200 |

July 2006



"SC" Series
8 inch (200mm)
Submersible Borehole Pumps

MODEL
SC100



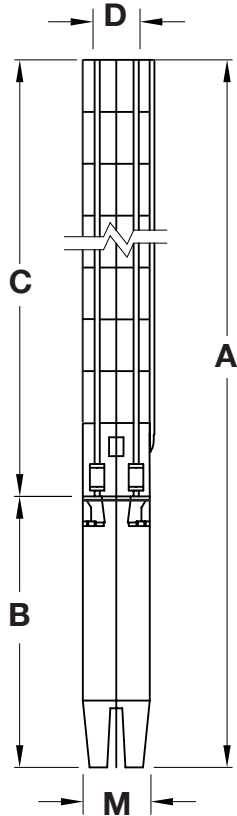
July 2006

MODEL
SC100

"SC" Series
8 inch (200mm)
Submersible Borehole Pumps



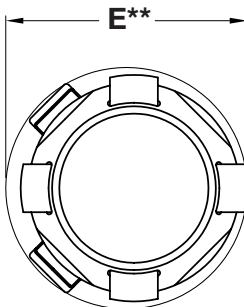
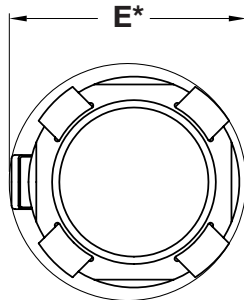
TECHNICAL DATA



SC100 DIMENSIONS & WEIGHTS

| MODEL | NO. OF STAGES | MOTOR | | DIMENSIONS (mm) | | | | | | MASS (kg) | | |
|----------|---------------|-------|------|-----------------|------|------|---------|-----|-----|-----------|------|-------|
| | | kW | DIAM | A | B | C | D | E* | E** | M | PUMP | MOTOR |
| SC100-1 | 1 | 5.5 | 6" | 1232 | 614 | 618 | 5" BSPF | 178 | 186 | 138 | 25.1 | 48 |
| SC100-2B | 2 | 7.5 | 6" | 1360 | 614 | 746 | | 178 | 186 | 138 | 28.7 | 48 |
| SC100-2 | 2 | 11 | 6" | 1457 | 711 | 746 | | 178 | 186 | 138 | 28.7 | 58 |
| SC100-3 | 3 | 15 | 6" | 1650 | 776 | 874 | | 178 | 186 | 138 | 32.3 | 64 |
| SC100-4 | 4 | 18.5 | 6" | 1844 | 841 | 1003 | | 178 | 186 | 138 | 35.9 | 70 |
| SC100-5 | 5 | 22 | 6" | 2037 | 906 | 1131 | | 178 | 186 | 138 | 39.5 | 76 |
| SC100-6 | 6 | 30 | 6" | 2295 | 1036 | 1259 | | 178 | 186 | 138 | 43 | 92 |
| SC100-7 | 7 | 30 | 6" | 2423 | 1036 | 1387 | | 178 | 186 | 138 | 46.6 | 92 |
| SC100-8 | 8 | 37 | 6" | 2920 | 1405 | 1515 | | 178 | 186 | 138 | 50.2 | 136 |
| SC100-9 | 9 | 37 | 6" | 3049 | 1405 | 1644 | 178 | 186 | 138 | 53.8 | 136 | |

*E**: Maximum diameter of pump with single motor cable.
*E***: Maximum diameter of pump with two motor cables.
 Motor dimensions are for standard Franklin Motors.



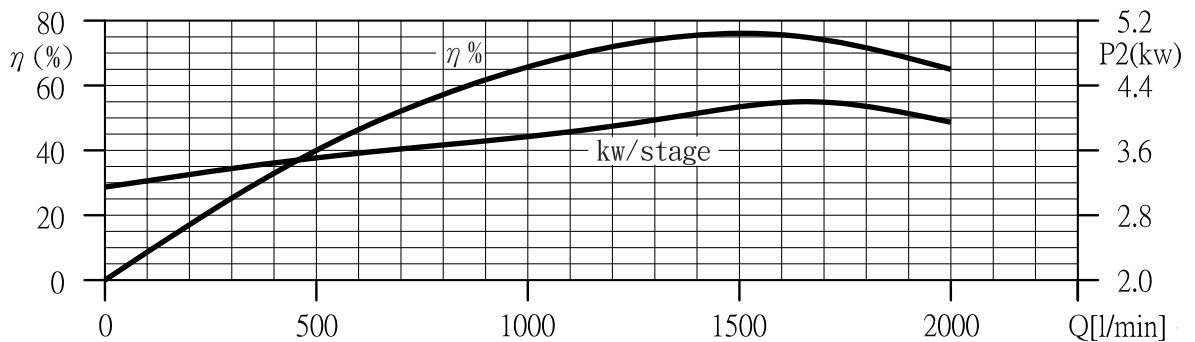
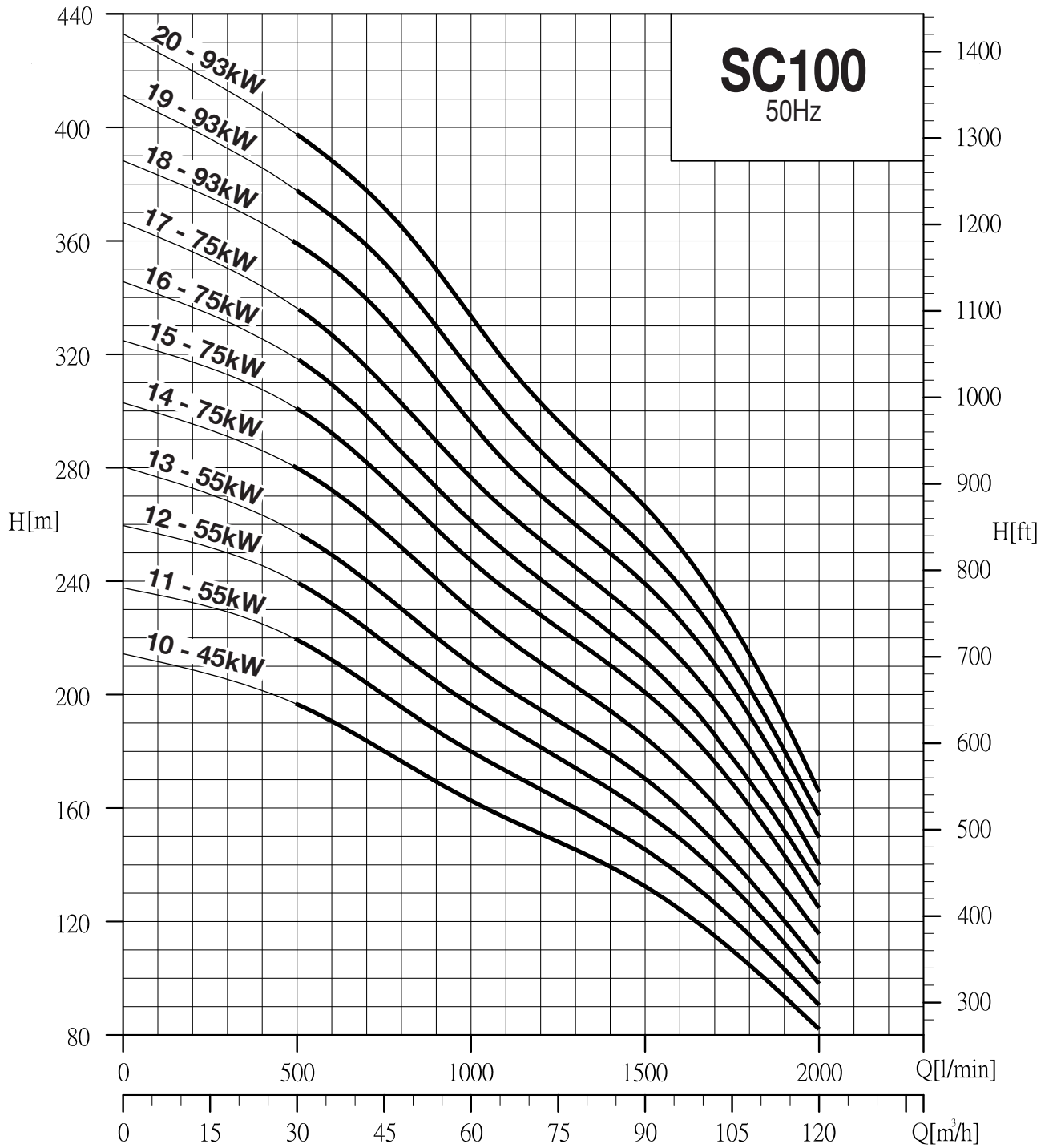
**ELECTRICAL DATA 6 INCH MOTORS
415V 50 Hz 3 PHASE**

| MOTOR kW | THRUST kg | FULL LOAD AMPS | NOMINAL RPM | LOCK ROTOR AMPS |
|------------------------|-----------|----------------|-------------|-----------------|
| 6 INCH FRANKLIN MOTORS | | | | |
| 5.5 | 1600 | 12.8 | 2875 | 66 |
| 7.5 | 1600 | 16.2 | 2875 | 91 |
| 11 | 1600 | 24.1 | 2875 | 133 |
| 15 | 1600 | 31.0 | 2875 | 174 |
| 18.5 | 1600 | 38.5 | 2875 | 215 |
| 22 | 1600 | 45.5 | 2875 | 278 |
| 30 | 1600 | 64.6 | 2875 | 397 |
| 37 | 2800 | 77.9 | 2875 | 434 |



"SC" Series
8 inch (200mm)
Submersible Borehole Pumps

MODEL
SC100



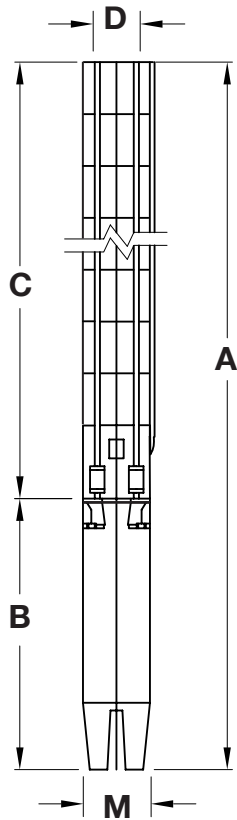
July 2006

MODEL
SC100

“SC” Series
8 inch (200mm)
Submersible Borehole Pumps



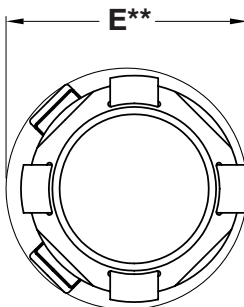
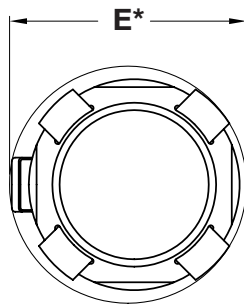
TECHNICAL DATA



SC100 DIMENSIONS & WEIGHTS

| MODEL | NO. OF STAGES | MOTOR kW | MOTOR DIAM | DIMENSIONS (mm) | | | | | | MASS (kg) | | |
|----------|---------------|----------|------------|-----------------|------|------|---------|-----|-----|-----------|------|-------|
| | | | | A | B | C | D | E* | E** | M | PUMP | MOTOR |
| SC100-10 | 10 | 45 | 6" | 3340 | 1557 | 1783 | 5" BORE | 196 | 204 | 138 | 58.8 | 152 |
| SC100-11 | 11 | 55 | 8" | 3115 | 1204 | 1911 | | 196 | 204 | 191 | 62.4 | 193 |
| SC100-12 | 12 | 55 | 8" | 3243 | 1204 | 2039 | | 196 | 204 | 191 | 66 | 193 |
| SC100-13 | 13 | 55 | 8" | 3372 | 1204 | 2168 | | 196 | 204 | 191 | 69.6 | 193 |
| SC100-14 | 14 | 75 | 8" | 3929 | 1633 | 2296 | | 196 | 204 | 191 | 73.2 | 249 |
| SC100-15 | 15 | 75 | 8" | 3818 | 1633 | 2424 | | 196 | 204 | 191 | 76.7 | 249 |
| SC100-16 | 16 | 75 | 8" | 4185 | 1633 | 2552 | | 196 | 204 | 191 | 80.3 | 249 |
| SC100-17 | 17 | 75 | 8" | 4074 | 1633 | 2680 | | 196 | 204 | 191 | 84 | 249 |
| SC100-18 | 18 | 93 | 8" | 4557 | 1748 | 2809 | | 196 | 204 | 196 | 87.6 | 318 |
| SC100-19 | 19 | 93 | 8" | 4685 | 1748 | 2937 | | 196 | 204 | 196 | 91.2 | 318 |
| SC100-20 | 20 | 93 | 8" | 4813 | 1748 | 3065 | | 196 | 204 | 106 | 94.8 | 318 |

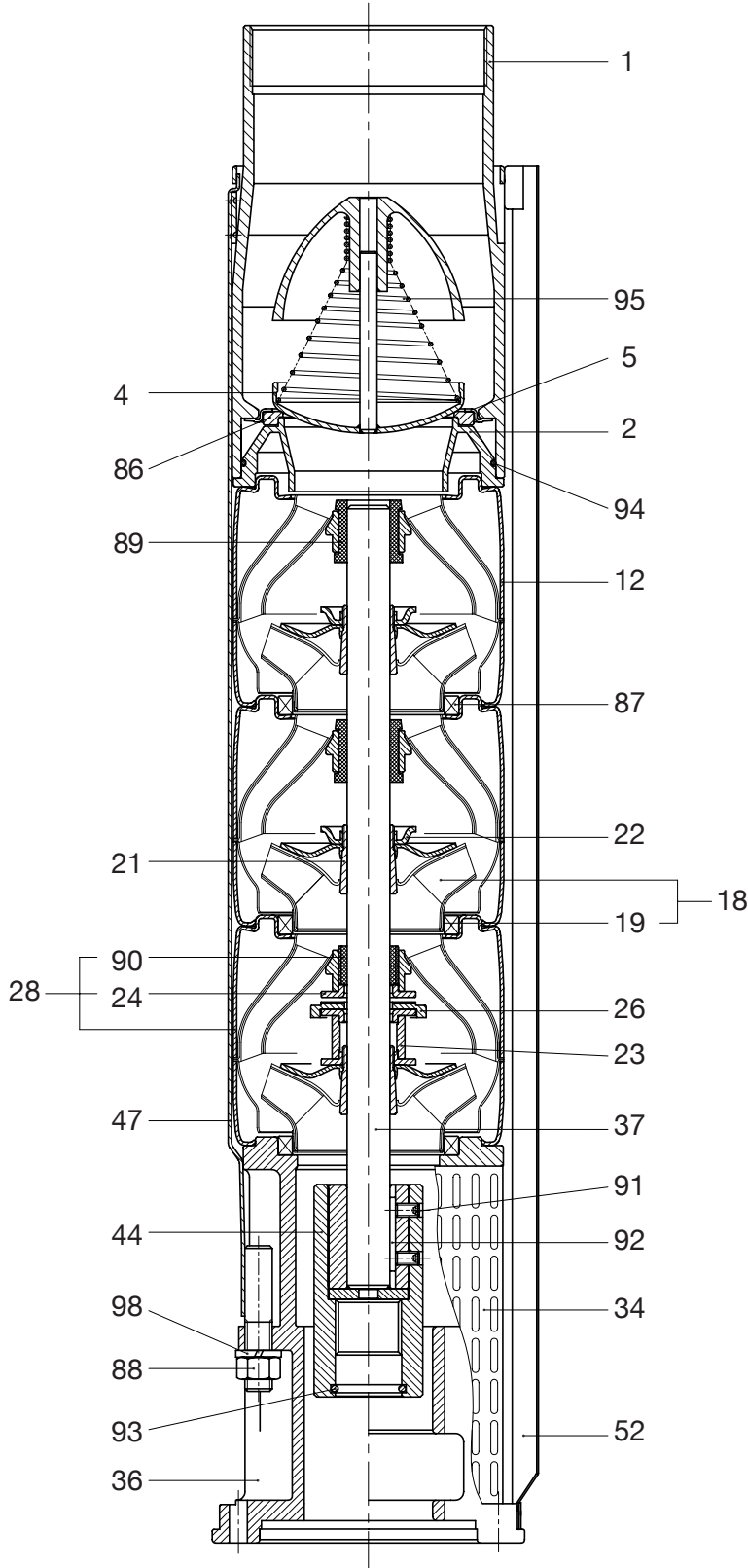
*E**: Maximum diameter of pump with single motor cable.
*E***: Maximum diameter of pump with two motor cables.
 Motor dimensions are for standard Franklin Motors.



**ELECTRICAL DATA 6 & 8 INCH MOTORS
415V 50 Hz 3 PHASE**

| MOTOR kW | THRUST kg | FULL LOAD AMPS | NOMINAL RPM | LOCK ROTOR AMPS |
|----------|-------------------------------|----------------|-------------|-----------------|
| 45 | 6 INCH FRANKLIN MOTORS | | | 526 |
| | 2800 | 93.2 | 2875 | |
| 55 | 8 INCH FRANKLIN MOTORS | | | 895 |
| | 4500 | 108 | 2900 | |
| | 75 | 145 | 2900 | |
| 93 | 4500 | 191 | 2900 | 1382 |

PARTS AND MATERIALS



| | Part | Material |
|----|------------------------------|-------------------------|
| 1 | Discharge | 304 Stainless Steel |
| 2 | Lower Valve Seat Retainer | 304 Stainless Steel |
| 4 | Valve Cup | 304 Stainless Steel |
| 5 | Upper Valve Seat Retainer | 304 Stainless Steel |
| 12 | Diffuser | 304 Stainless Steel |
| 18 | Impeller | 304 Stainless Steel |
| 19 | Impeller Ring | 304 Stainless steel |
| 21 | Split Cone | 304 Stainless Steel |
| 22 | Split Cone Nut | 304 Stainless Steel |
| 23 | Nut for Stop Ring | 304 Stainless Steel |
| 24 | Stop Ring | 304 Stainless Steel |
| 26 | Spacing Washer for Stop Ring | MoO ₂ + PTFE |
| 28 | Bottom Diffuser | 304 Stainless Steel |
| 34 | Strainer | 304 Stainless Steel |
| 35 | Lock for Strainer | 304 Stainless Steel |
| 36 | Suction Interconnector | 304 Stainless Steel |
| 37 | Pump Shaft | 431 Stainless Steel |
| 44 | Coupling | 304 Stainless Steel |
| 47 | Strap | 304 Stainless Steel |
| 52 | Cable Guard | 304 Stainless Steel |
| 86 | Valve Seat | NBR |
| 87 | Neck Ring | 304 SS / NBR |
| 88 | Nut | 304 Stainless Steel |
| 89 | Bearing | NBR |
| 90 | Bearing | 304 SS / NBR |
| 91 | Screw | 304 Stainless Steel |
| 92 | Key | 304 Stainless Steel |
| 93 | O-Ring | NBR |
| 94 | O-Ring | NBR |
| 95 | Spring | 304 Stainless Steel |
| 96 | Screw | 304 Stainless Steel |
| 97 | Screw | 304 Stainless Steel |
| 98 | Spring Washer | 304 Stainless Steel |