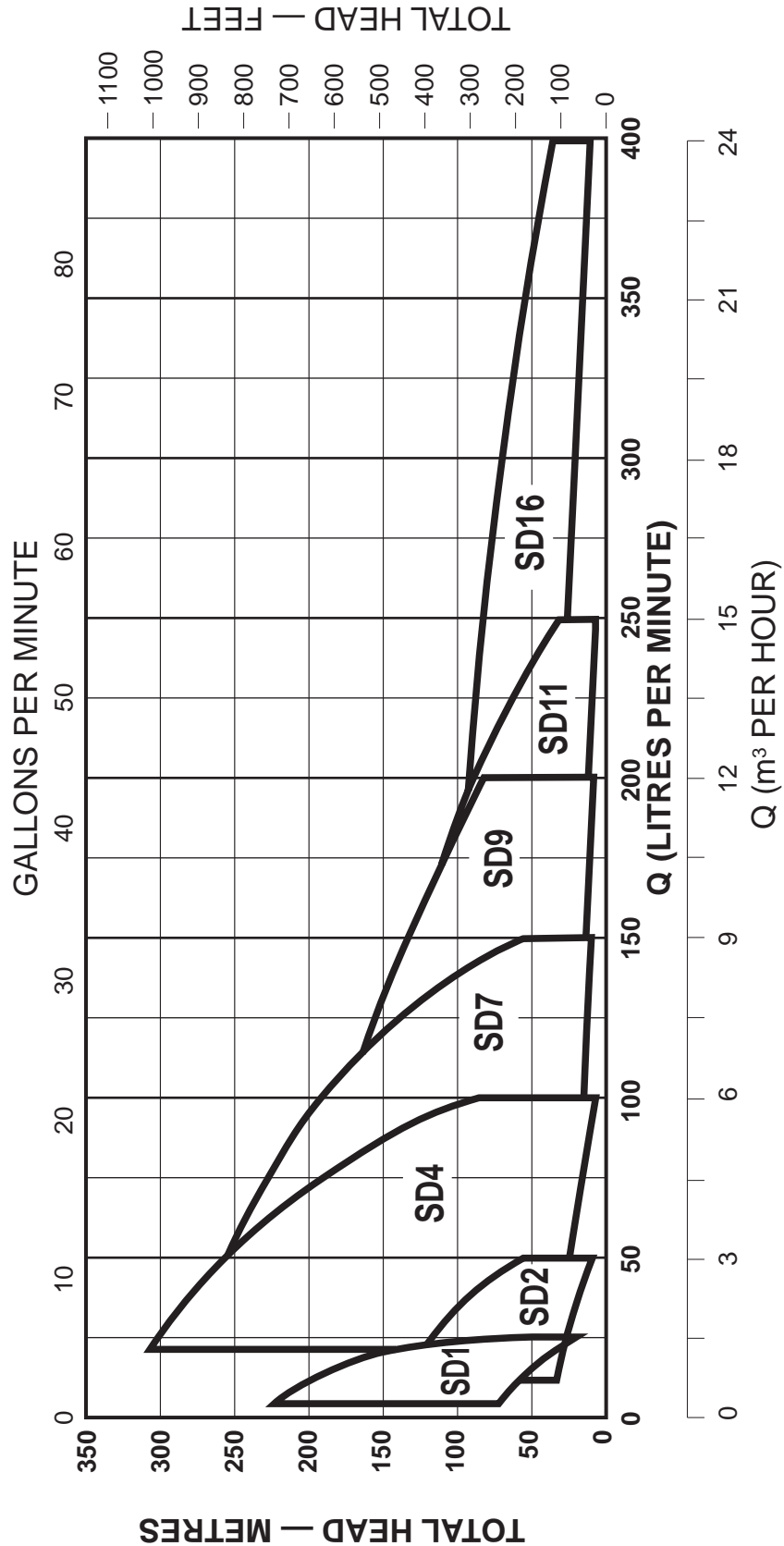




“SD” Series
4 inch (100mm)
Submersible Borehole Pumps

Selection Chart

PERFORMANCE DATA



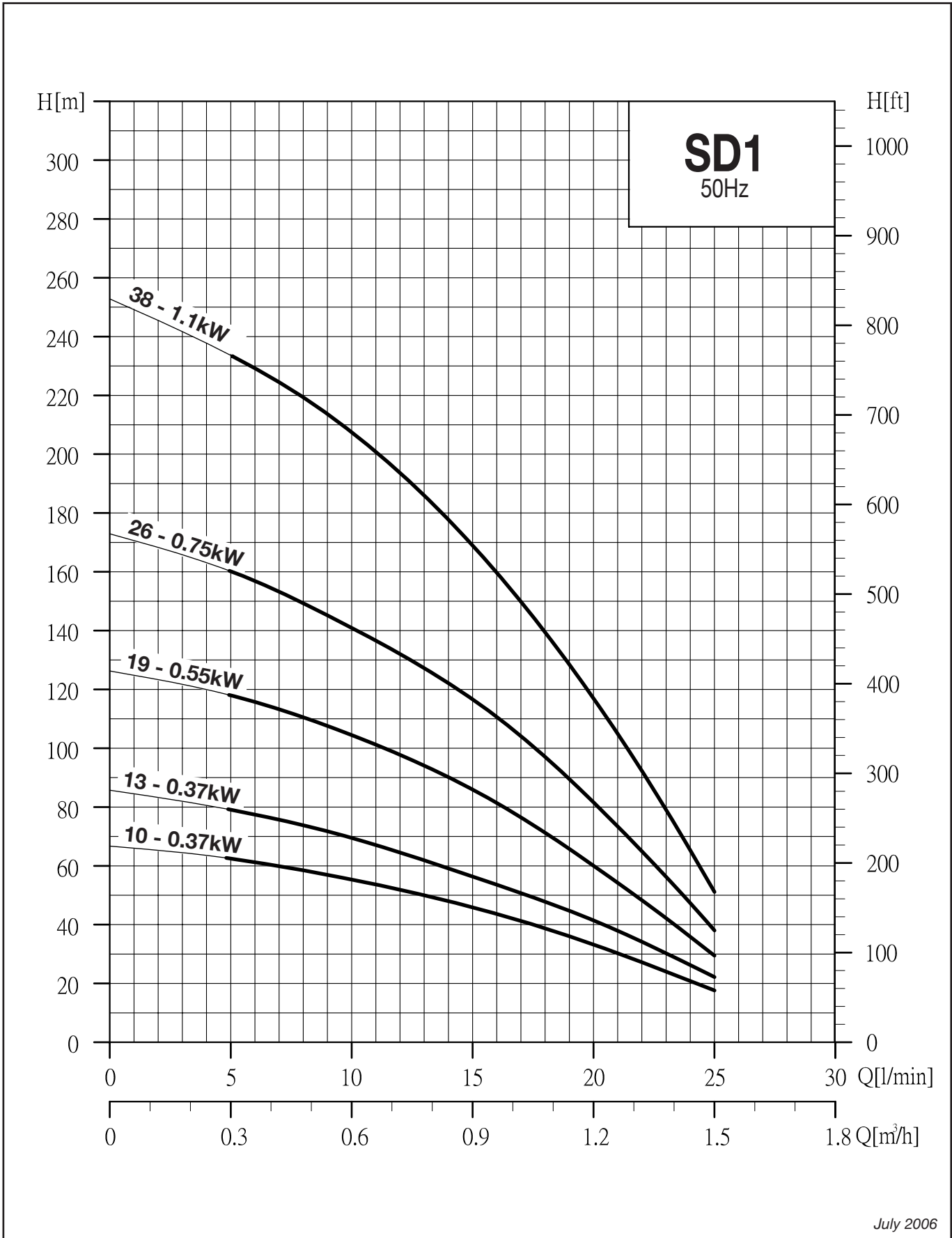
July 2006



"SD" Series
4 inch (100mm)
Submersible Borehole Pumps

MODEL
SD1

PERFORMANCE DATA



July 2006

MODEL
SD1

“SD” Series
4 inch (100mm)
Submersible Borehole Pumps



TECHNICAL DATA

DIMENSIONS & WEIGHTS

Single Phase Units

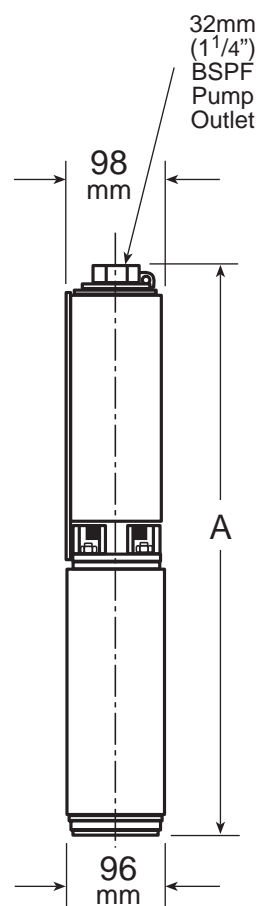
MODEL	No. of Stages	Motor kW	2 Wire Single Phase		3 Wire Single Phase	
			Length A mm	Unit Weight kg	Length A mm	Unit Weight kg
With Single Phase FRANKLIN Motors						
SD1-10	10	0.37	566	11.5	—	—
SD1-13	13	0.37	619	11.9	—	—
SD1-19	19	0.55	751	14.2	—	—
SD1-26	26	0.75	940	16.7	940	16.7
SD1-38	38	1.10	1248	22.3	1209	20.9
With Single Phase COVERCO Motors						
SD1-10	10	0.37	—	—	714	11.7
SD1-13	13	0.37	—	—	767	12.1
SD1-19	19	0.55	—	—	901	14.1
SD1-26	26	0.75	—	—	1092	16.5
SD1-38	38	1.10	—	—	1354	20.6

Three Phase Units

MODEL	No. of Stages	Motor kW	3 Phase FRANKLIN		3 Phase COVERCO	
			Length A mm	Unit Weight kg	Length A mm	Unit Weight kg
SD1-10	10	0.37	566	11.5	694	10.7
SD1-13	13	0.37	619	11.9	747	11.1
SD1-19	19	0.55	751	14.2	871	13.1
SD1-26	26	0.75	940	16.7	1062	15.2
SD1-38	38	1.10	1162	19.1	1314	18.9

ELECTRICAL DATA

Motor kW	(1Ph) Single Phase				(3Ph) Three Phase	
	Motor Type	Full Load Amps	Lock Rotor Amps	Control Box	Full Load Amps	Lock Rotor Amps
FRANKLIN Motors						
0.37	2 wire	4.1	26	Not reqd.	1.1	4.3
0.55	2 wire	6.5	37	Not reqd.	1.5	6.2
0.75	2 wire	7.6	44	Not reqd.	2	8.5
1.1	2 wire	10.8	53	Not reqd.	3	14
0.75	3 wire	7.0	27	Franklin	—	—
1.1	3 wire	8.9	37	Franklin	—	—
1.5	3 wire PSC	10.7	51	Franklin	4	21
2.2	3 wire	15.9	82	Franklin	6	27
3	—	—	—	—	7.3	42
3.7	3 wire	23.4	109	Franklin	9	46
4	—	—	—	—	10.4	59
5.5	—	—	—	—	13	70
7.5	—	—	—	—	18.7	99
COVERCO Motors						
0.37	3 wire	3.4	11.2	Coverco	1.2	5.6
0.55	3 wire	4.4	14	Coverco	1.8	8
0.75	3 wire	5.6	19	Coverco	2.1	11
1.1	3 wire	8.1	26	Coverco	3	16
1.5	3 wire	10.1	34	Coverco	4.5	24
2.2	3 wire	14.1	44	Coverco	6	32
3.0	—	—	—	—	7.7	37
3.7	3 wire	23.4	77	Coverco	—	—
4	—	—	—	—	10.3	48
5.5	—	—	—	—	13.1	64
7.5	—	—	—	—	18.7	99



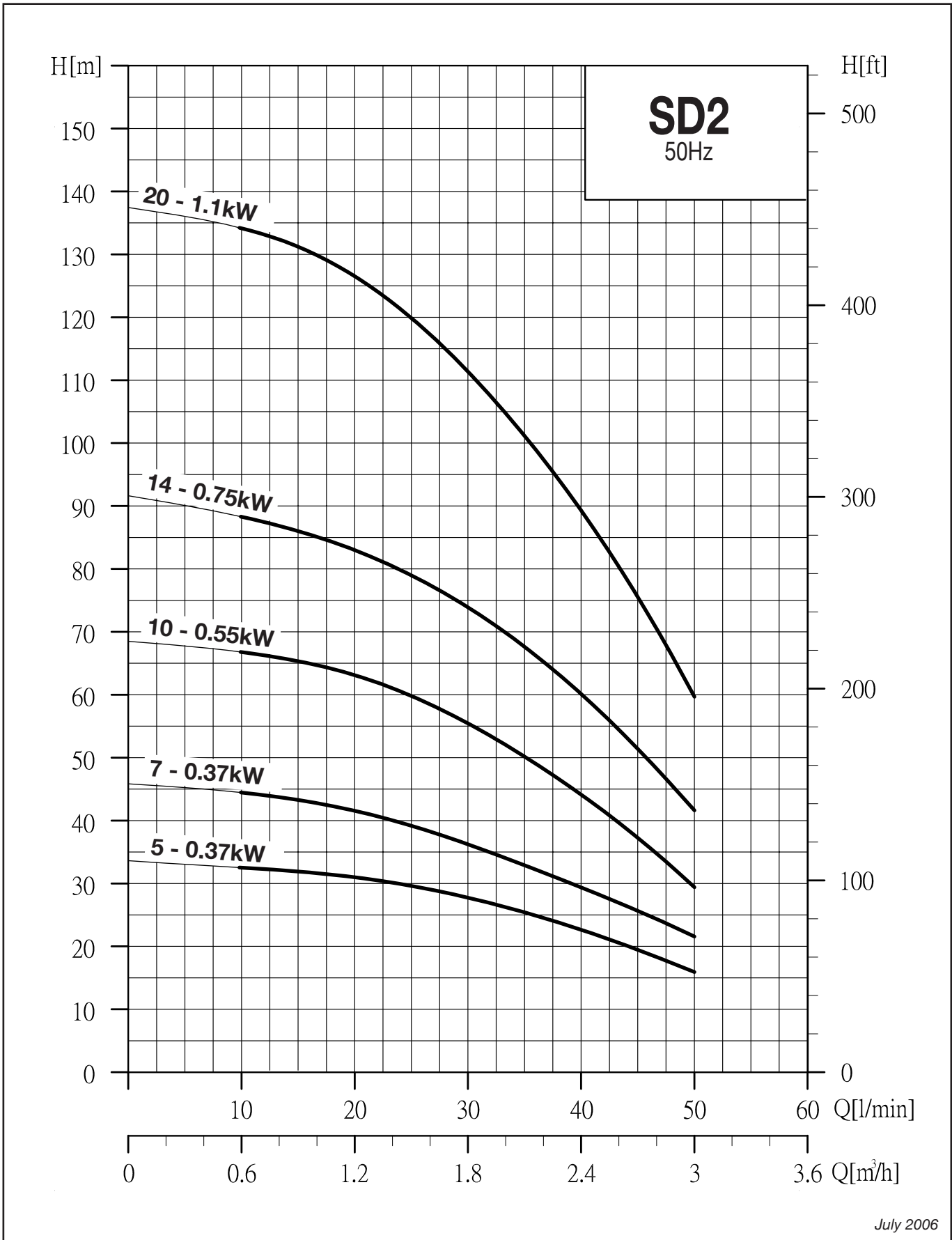
July 2006



"SD" Series
4 inch (100mm)
Submersible Borehole Pumps

MODEL
SD2

PERFORMANCE DATA



July 2006

MODEL
SD2

“SD” Series
4 inch (100mm)
Submersible Borehole Pumps



TECHNICAL DATA

DIMENSIONS & WEIGHTS

Single Phase Units

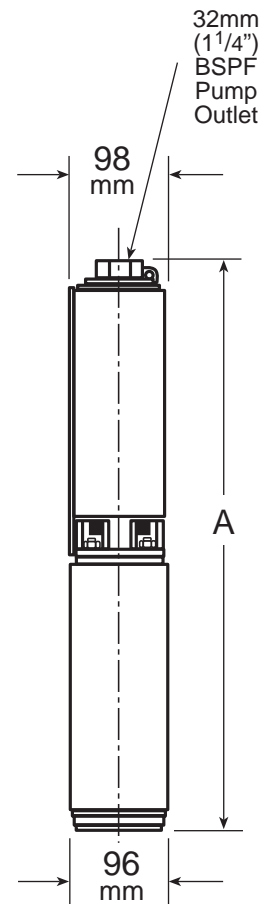
MODEL	No. of Stages	Motor kW	2 Wire Single Phase		3 Wire Single Phase	
			Length A mm	Unit Weight kg	Length A mm	Unit Weight kg
With Single Phase FRANKLIN Motors						
SD2-05	5	0.37	478	10.7	—	—
SD2-07	7	0.37	513	11.0	—	—
SD2-10	10	0.55	594	12.8	—	—
SD2-14	14	0.75	692	14.8	692	14.8
SD2-20	20	1.10	883	19.0	844	17.6
With Single Phase COVERCO Motors						
SD2-05	5	0.37	—	—	626	10.9
SD2-07	7	0.37	—	—	661	11.2
SD2-10	10	0.55	—	—	744	12.7
SD2-14	14	0.75	—	—	844	14.6
SD2-20	20	1.10	—	—	989	17.3

Three Phase Units

MODEL	No. of Stages	Motor kW	3 Phase FRANKLIN		3 Phase COVERCO	
			Length A mm	Unit Weight kg	Length A mm	Unit Weight kg
SD2-05	5	0.37	478	10.7	606	9.9
SD2-07	7	0.37	513	11.0	641	10.2
SD2-10	10	0.55	594	12.8	624	11.7
SD2-14	14	0.75	692	14.8	814	13.3
SD2-20	20	1.10	797	15.8	949	15.6

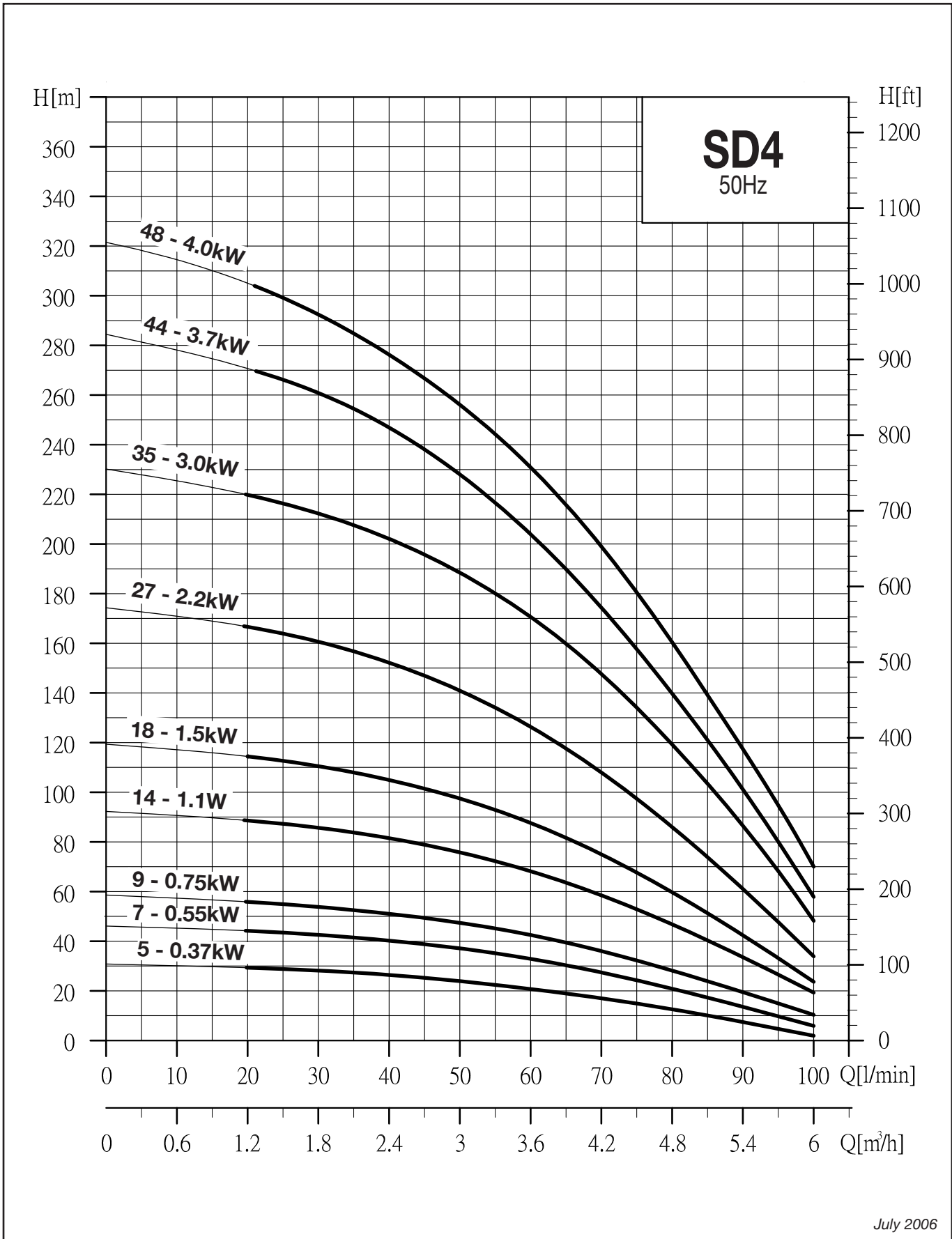
ELECTRICAL DATA

Motor kW	(1Ph) Single Phase				(3Ph) Three Phase	
	Motor Type	Full Load Amps	Lock Rotor Amps	Control Box	Full Load Amps	Lock Rotor Amps
FRANKLIN Motors						
0.37	2 wire	4.1	26	Not reqd.	1.1	4.3
0.55	2 wire	6.5	37	Not reqd.	1.5	6.2
0.75	2 wire	7.6	44	Not reqd.	2	8.5
1.1	2 wire	10.8	53	Not reqd.	3	14
0.75	3 wire	7.0	27	Franklin	—	—
1.1	3 wire	8.9	37	Franklin	—	—
1.5	3 wire PSC	10.7	51	Franklin	4	21
2.2	3 wire	15.9	82	Franklin	6	27
3	—	—	—	—	7.3	42
3.7	3 wire	23.4	109	Franklin	9	46
4	—	—	—	—	10.4	59
5.5	—	—	—	—	13	70
7.5	—	—	—	—	18.7	99
COVERCO Motors						
0.37	3 wire	3.4	11.2	Coverco	1.2	5.6
0.55	3 wire	4.4	14	Coverco	1.8	8
0.75	3 wire	5.6	19	Coverco	2.1	11
1.1	3 wire	8.1	26	Coverco	3	16
1.5	3 wire	10.1	34	Coverco	4.5	24
2.2	3 wire	14.1	44	Coverco	6	32
3.0	—	—	—	—	7.7	37
3.7	3 wire	23.4	77	Coverco	—	—
4	—	—	—	—	10.3	48
5.5	—	—	—	—	13.1	64
7.5	—	—	—	—	18.7	99



July 2006

PERFORMANCE DATA



MODEL
SD4

“SD” Series
4 inch (100mm)
Submersible Borehole Pumps



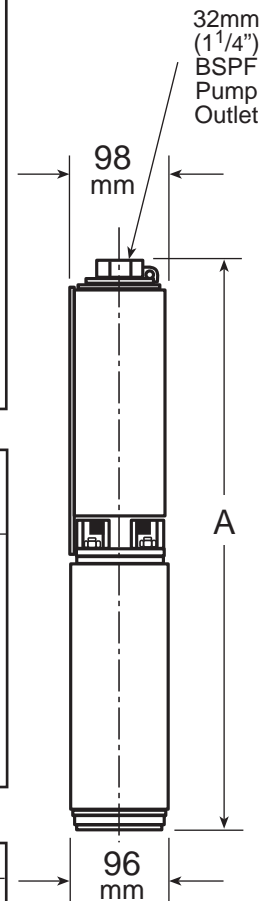
TECHNICAL DATA

DIMENSIONS & WEIGHTS
Single Phase Units

MODEL	No. of Stages	Motor kW	2 Wire Single Phase		3 Wire Single Phase	
			Length A mm	Unit Weight kg	Length A mm	Unit Weight kg
With Single Phase FRANKLIN Motors						
SD4-05	5	0.37	499	10.9	—	—
SD4-07	7	0.55	571	12.5	—	—
SD4-09	9	0.75	642	14.2	642	14.2
SD4-14	14	1.10	836	18.2	797	16.8
SD4-18	18	1.50	—	—	922	19.7
SD4-27	27	2.2	—	—	1251	24.8
SD4-35	35	3.7	—	—	1650	39.7
SD4-44	44	3.7	—	—	1844	41.1
With Single Phase COVERCO Motors						
SD4-05	5	0.37	—	—	647	11.1
SD4-07	7	0.55	—	—	721	12.4
SD4-09	9	0.75	—	—	794	14
SD4-14	14	1.10	—	—	942	16.5
SD4-18	18	1.50	—	—	1098	19.3
SD4-27	27	2.2	—	—	1367	24.6
SD4-35	35	3.7	—	—	1679	32.9
SD4-44	44	3.7	—	—	1873	34.3

Three Phase Units

MODEL	No. of Stages	Motor kW	3 Phase FRANKLIN		3 Phase COVERCO	
			Length A mm	Unit Weight kg	Length A mm	Unit Weight kg
SD4-05	5	0.37	499	10.9	627	10.1
SD4-07	7	0.55	571	12.5	691	11.4
SD4-09	9	0.75	642	14.2	764	12.7
SD4-14	14	1.10	750	15.0	902	14.8
SD4-18	18	1.5	883	17.4	1028	17.1
SD4-27	27	2.2	1174	22.1	1336	20.8
SD4-35	35	3.0	1498	32.9	1494	24
SD4-44	44	3.7	1692	34.3	—	—
SD4-44	44	4.0	—	—	1788	30.7
SD4-48	48	4.0	1880	37.6	1913	31.3



ELECTRICAL DATA

Motor kW	(1Ph) Single Phase				(3Ph) Three Phase	
	Motor Type	Full Load Amps	Lock Rotor Amps	Control Box	Full Load Amps	Lock Rotor Amps
FRANKLIN Motors						
0.37	2 wire	4.1	26	Not reqd.	1.1	4.3
0.55	2 wire	6.5	37	Not reqd.	1.5	6.2
0.75	2 wire	7.6	44	Not reqd.	2	8.5
1.1	2 wire	10.8	53	Not reqd.	3	14
0.75	3 wire	7.0	27	Franklin	—	—
1.1	3 wire	8.9	37	Franklin	—	—
1.5	3 wire PSC	10.7	51	Franklin	4	21
2.2	3 wire	15.9	82	Franklin	6	27
3	—	—	—	—	7.3	42
3.7	3 wire	23.4	109	Franklin	9	46
4	—	—	—	—	10.4	59
COVERCO Motors						
0.37	3 wire	3.4	11.2	Coverco	1.2	5.6
0.55	3 wire	4.4	14	Coverco	1.8	8
0.75	3 wire	5.6	19	Coverco	2.1	11
1.1	3 wire	8.1	26	Coverco	3	16
1.5	3 wire	10.1	34	Coverco	4.5	24
2.2	3 wire	14.1	44	Coverco	6	32
3.0	—	—	—	—	7.7	37
3.7	3 wire	23.4	77	Coverco	—	—
4	—	—	—	—	10.3	48

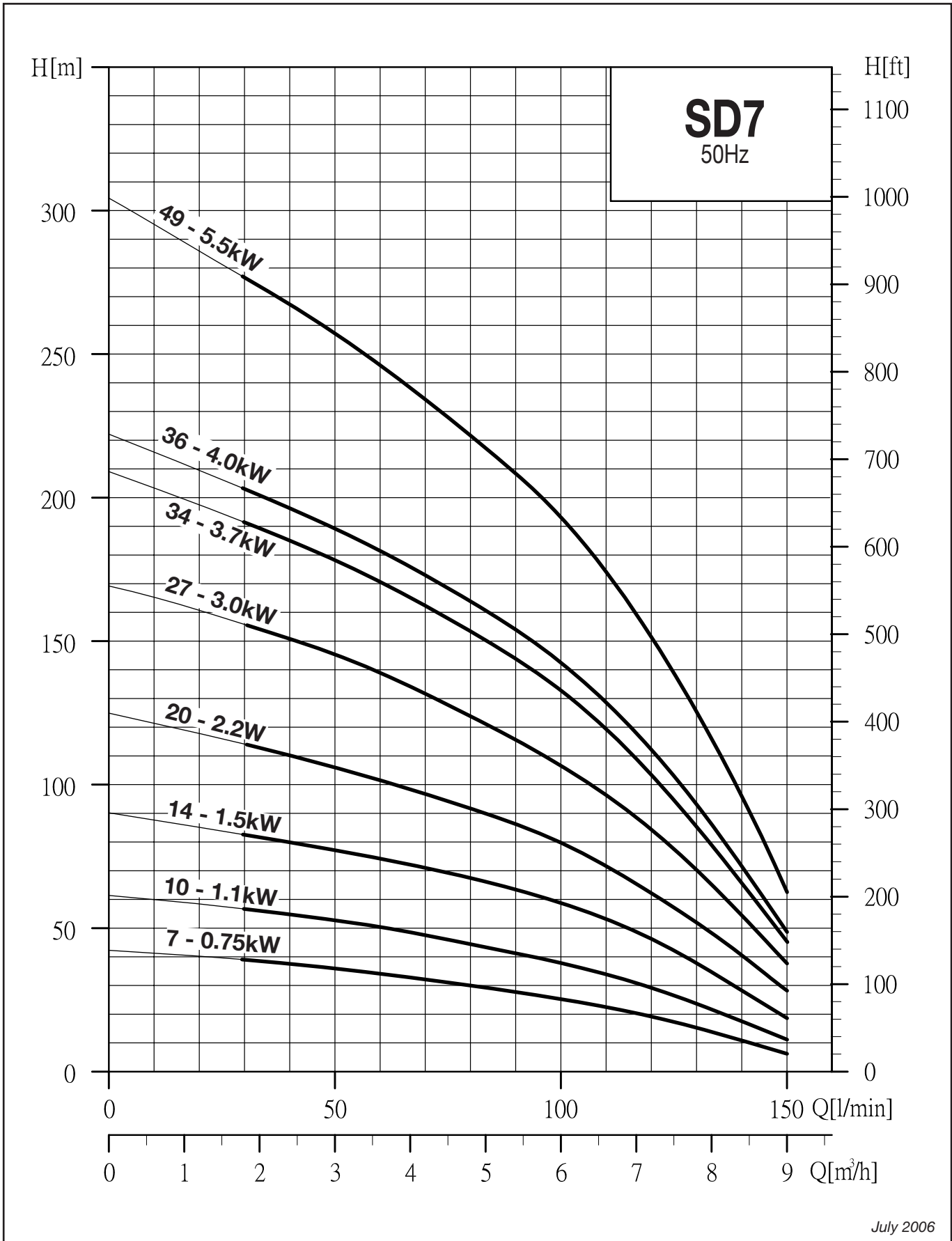
July 2006



"SD" Series
4 inch (100mm)
Submersible Borehole Pumps

MODEL
SD7

PERFORMANCE DATA



July 2006

MODEL
SD7

“SD” Series
4 inch (100mm)
Submersible Borehole Pumps



TECHNICAL DATA

DIMENSIONS & WEIGHTS

Single Phase Units

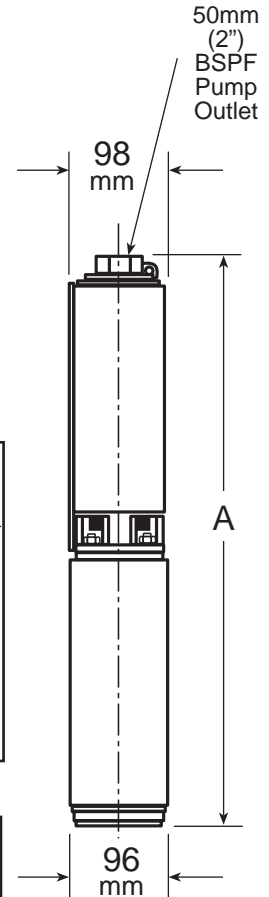
MODEL	No. of Stages	Motor kW	2 Wire Single Phase Length A mm	Unit Weight kg	3 Wire Single Phase Length A mm	Unit Weight kg
With Single Phase FRANKLIN Motors						
SD7-07	7	0.75	688	14.6	688	14.6
SD7-10	10	1.10	867	18.7	828	17.3
SD7-14	14	1.50	—	—	991	20.7
SD7-20	20	2.20	—	—	1315	26.1
SD7-27	27	3.7	—	—	1764	41.4
SD7-34	34	3.7	—	—	1973	43.4
With Single Phase COVERCO Motors						
SD7-07	7	0.75	—	—	840	14.4
SD7-10	10	1.10	—	—	973	17
SD7-14	14	1.50	—	—	1167	20.3
SD7-20	20	2.20	—	—	1431	25.9
SD7-27	27	3.7	—	—	1793	34.6
SD7-34	34	3.7	—	—	2002	36.6

Three Phase Units

MODEL	No. of Stages	Motor kW	3 Phase FRANKLIN Length A mm	Unit Weight kg	3 Phase COVERCO Length A mm	Unit Weight kg
SD7-07	7	0.75	688	14.6	810	13.1
SD7-10	10	1.10	781	15.5	933	15.3
SD7-14	14	1.50	952	18.4	1097	18.1
SD7-20	20	2.20	1238	23.4	1391	22.1
SD7-27	27	3.0	1612	34.6	1608	25.7
SD7-34	34	3.7	1821	36.6	—	—
SD7-34	34	4.0	—	—	1917	33
SD7-36	36	4.0	1945	39.9	1978	33.6
SD7-49	49	5.5	2518	47.7	2547	40.9

ELECTRICAL DATA

Motor kW	(1Ph) Single Phase				(3Ph) Three Phase	
	Motor Type	Full Load Amps	Lock Rotor Amps	Control Box	Full Load Amps	Lock Rotor Amps
FRANKLIN Motors						
0.37	2 wire	4.1	26	Not reqd.	1.1	4.3
0.55	2 wire	6.5	37	Not reqd.	1.5	6.2
0.75	2 wire	7.6	44	Not reqd.	2	8.5
1.1	2 wire	10.8	53	Not reqd.	3	14
0.75	3 wire	7.0	27	Franklin	—	—
1.1	3 wire	8.9	37	Franklin	—	—
1.5	3 wire PSC	10.7	51	Franklin	4	21
2.2	3 wire	15.9	82	Franklin	6	27
3	—	—	—	—	7.3	42
3.7	3 wire	23.4	109	Franklin	9	46
4	—	—	—	—	10.4	59
5.5	—	—	—	—	13	70
COVERCO Motors						
0.37	3 wire	3.4	11.2	Coverco	1.2	5.6
0.55	3 wire	4.4	14	Coverco	1.8	8
0.75	3 wire	5.6	19	Coverco	2.1	11
1.1	3 wire	8.1	26	Coverco	3	16
1.5	3 wire	10.1	34	Coverco	4.5	24
2.2	3 wire	14.1	44	Coverco	6	32
3.0	—	—	—	—	7.7	37
3.7	3 wire	23.4	77	Coverco	—	—
4	—	—	—	—	10.3	48
5.5	—	—	—	—	13.1	64



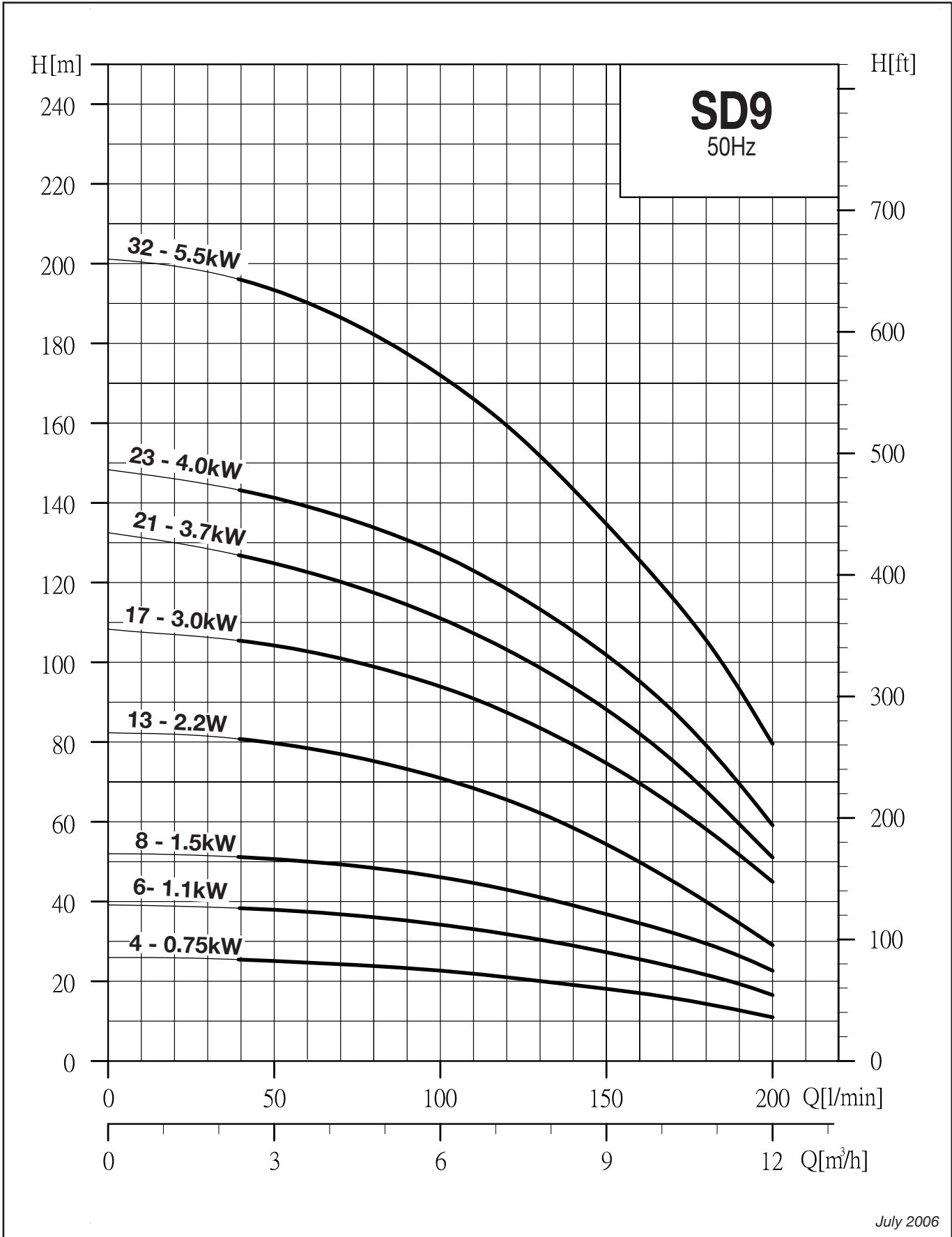
July 2006



“SD” Series
4 inch (100mm)
Submersible Borehole Pumps

MODEL
SD9

PERFORMANCE DATA



July 2006

MODEL
SD9

“SD” Series
4 inch (100mm)
Submersible Borehole Pumps



TECHNICAL DATA

DIMENSIONS & WEIGHTS

Single Phase Units

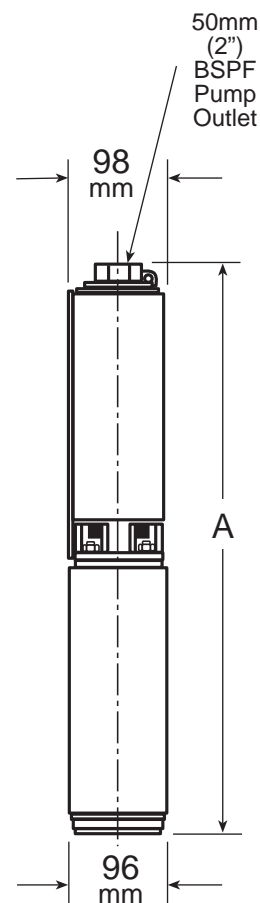
MODEL	No. of Stages	Motor kW	2 Wire Single Phase		3 Wire Single Phase	
			Length A mm	Unit Weight kg	Length A mm	Unit Weight kg
With Single Phase FRANKLIN Motors						
SD9-04	4	0.75	592	13.7	592	13.7
SD9-06	6	1.10	740	17.5	701	16.1
SD9-08	8	1.50	—	—	802	19
SD9-13	13	2.20	—	—	1057	24.1
SD9-17	17	3.7	—	—	1413	38.4
SD9-21	21	3.7	—	—	1575	39.6
With Single Phase COVERCO Motors						
SD9-04	4	0.75	—	—	744	13.5
SD9-06	6	1.10	—	—	846	15.8
SD9-08	8	1.50	—	—	978	18.6
SD9-13	13	2.20	—	—	1173	23.9
SD9-17	17	3.7	—	—	1442	31.6
SD9-21	21	3.7	—	—	1604	32.8

Three Phase Units

MODEL	No. of Stages	Motor kW	3 Phase FRANKLIN		3 Phase COVERCO	
			Length A mm	Unit Weight kg	Length A mm	Unit Weight kg
SD9-04	4	0.75	592	13.7	714	12.2
SD9-06	6	1.10	654	14.3	806	14.1
SD9-08	8	1.50	763	16.7	908	16.4
SD9-13	13	2.20	980	21.4	1133	20.1
SD9-17	17	3.0	1261	31.6	1257	22.7
SD9-21	21	3.7	1423	32.8	—	—
SD9-21	21	4.0	—	—	1519	29.2
SD9-23	23	4.0	1548	36.1	1581	29.8
SD9-32	32	5.5	1954	42.8	1983	36

ELECTRICAL DATA

Motor kW	(1Ph) Single Phase				(3Ph) Three Phase	
	Motor Type	Full Load Amps	Lock Rotor Amps	Control Box	Full Load Amps	Lock Rotor Amps
FRANKLIN Motors						
0.37	2 wire	4.1	26	Not reqd.	1.1	4.3
0.55	2 wire	6.5	37	Not reqd.	1.5	6.2
0.75	2 wire	7.6	44	Not reqd.	2	8.5
1.1	2 wire	10.8	53	Not reqd.	3	14
0.75	3 wire	7.0	27	Franklin	—	—
1.1	3 wire	8.9	37	Franklin	—	—
1.5	3 wire PSC	10.7	51	Franklin	4	21
2.2	3 wire	15.9	82	Franklin	6	27
3	—	—	—	—	7.3	42
3.7	3 wire	23.4	109	Franklin	9	46
4	—	—	—	—	10.4	59
5.5	—	—	—	—	13	70
COVERCO Motors						
0.37	3 wire	3.4	11.2	Coverco	1.2	5.6
0.55	3 wire	4.4	14	Coverco	1.8	8
0.75	3 wire	5.6	19	Coverco	2.1	11
1.1	3 wire	8.1	26	Coverco	3	16
1.5	3 wire	10.1	34	Coverco	4.5	24
2.2	3 wire	14.1	44	Coverco	6	32
3.0	—	—	—	—	7.7	37
3.7	3 wire	23.4	77	Coverco	—	—
4	—	—	—	—	10.3	48
5.5	—	—	—	—	13.1	64



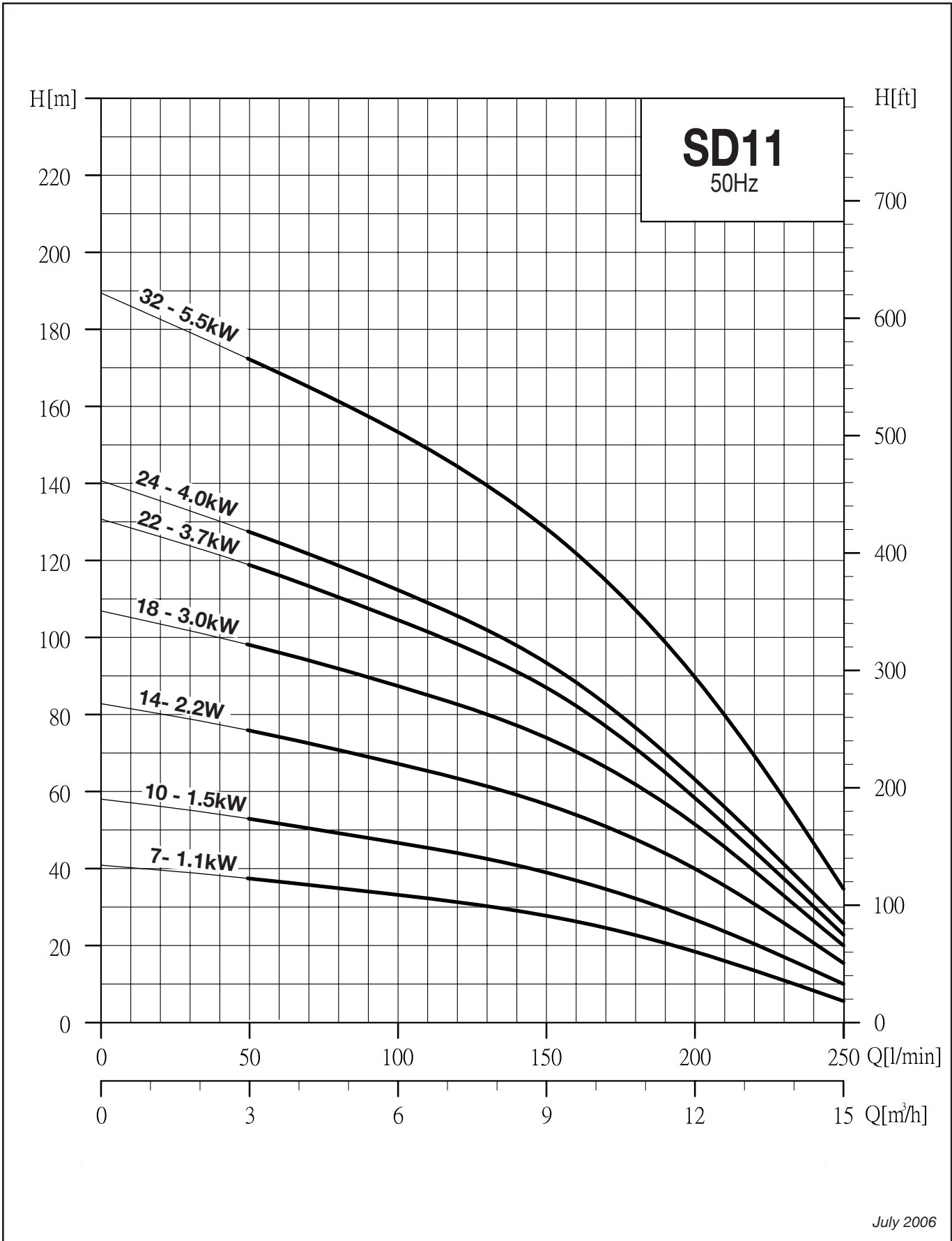
July 2006



"SD" Series
4 inch (100mm)
Submersible Borehole Pumps

MODEL
SD11

PERFORMANCE DATA



July 2006

MODEL
SD11

"SD" Series
4 inch (100mm)
Submersible Borehole Pumps



TECHNICAL DATA

DIMENSIONS & WEIGHTS
Single Phase Units

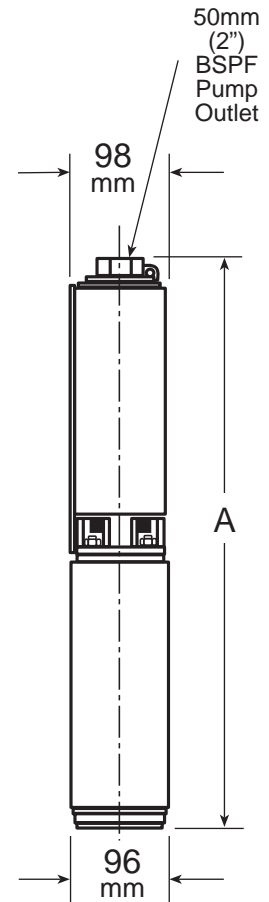
MODEL	No. of Stages	Motor kW	2 Wire Single Phase Length A mm	Unit Weight kg	3 Wire Single Phase Length A mm	Unit Weight kg
With Single Phase FRANKLIN Motors						
SD11-07	7	1.10	921	19.4	882	18
SD11-10	10	1.50	—	—	1077	21.7
SD11-14	14	2.20	—	—	1385	27.1
SD11-18	18	3.7	—	—	1863	42.2
SD11-22	22	3.7	—	—	2061	44.1
With Single Phase COVERCO Motors						
SD11-07	7	1.10	—	—	1027	17.7
SD11-10	10	1.50	—	—	1253	21.3
SD11-14	14	2.20	—	—	1501	26.9
SD11-18	18	3.7	—	—	1892	35.4
SD11-22	22	3.7	—	—	2090	37.3

Three Phase Units

MODEL	No. of Stages	Motor kW	3 Phase FRANKLIN Length A mm	Unit Weight kg	3 Phase COVERCO Length A mm	Unit Weight kg
SD11-07	7	1.10	835	16.2	987	16
SD11-10	10	1.50	1038	19.4	1183	19.1
SD11-14	14	2.20	1308	24.4	1461	23.1
SD11-18	18	3.0	1711	35.4	1707	26.5
SD11-22	22	3.7	1909	37.3	—	—
SD11-22	22	4.0	—	—	2005	33.7
SD11-24	24	4.0	2076	40.9	2109	34.6
SD11-32	32	5.5	2582	48.8	2611	42

ELECTRICAL DATA

Motor kW	(1Ph) Single Phase				(3Ph) Three Phase	
	Motor Type	Full Load Amps	Lock Rotor Amps	Control Box	Full Load Amps	Lock Rotor Amps
FRANKLIN Motors						
0.37	2 wire	4.1	26	Not reqd.	1.1	4.3
0.55	2 wire	6.5	37	Not reqd.	1.5	6.2
0.75	2 wire	7.6	44	Not reqd.	2	8.5
1.1	2 wire	10.8	53	Not reqd.	3	14
0.75	3 wire	7.0	27	Franklin	—	—
1.1	3 wire	8.9	37	Franklin	—	—
1.5	3 wire PSC	10.7	51	Franklin	4	21
2.2	3 wire	15.9	82	Franklin	6	27
3	—	—	—	—	7.3	42
3.7	3 wire	23.4	109	Franklin	9	46
4	—	—	—	—	10.4	59
5.5	—	—	—	—	13	70
7.5	—	—	—	—	18.7	99
COVERCO Motors						
0.37	3 wire	3.4	11.2	Coverco	1.2	5.6
0.55	3 wire	4.4	14	Coverco	1.8	8
0.75	3 wire	5.6	19	Coverco	2.1	11
1.1	3 wire	8.1	26	Coverco	3	16
1.5	3 wire	10.1	34	Coverco	4.5	24
2.2	3 wire	14.1	44	Coverco	6	32
3.0	—	—	—	—	7.7	37
3.7	3 wire	23.4	77	Coverco	—	—
4	—	—	—	—	10.3	48
5.5	—	—	—	—	13.1	64
7.5	—	—	—	—	18.7	99



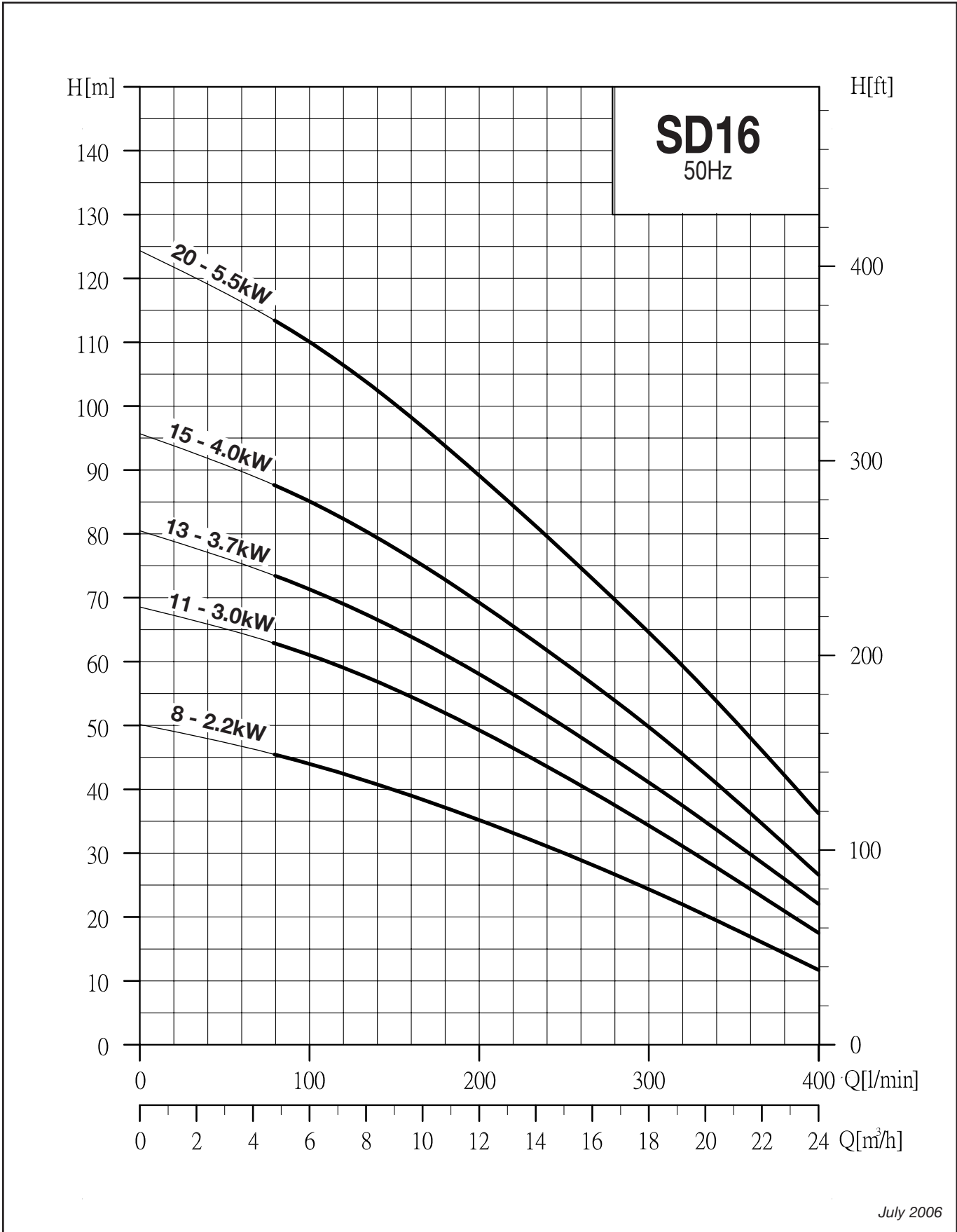
July 2006



"SD" Series
4 inch (100mm)
Submersible Borehole Pumps

MODEL
SD16

PERFORMANCE DATA



July 2006

MODEL
SD16

"SD" Series
4 inch (100mm)
Submersible Borehole Pumps



TECHNICAL DATA

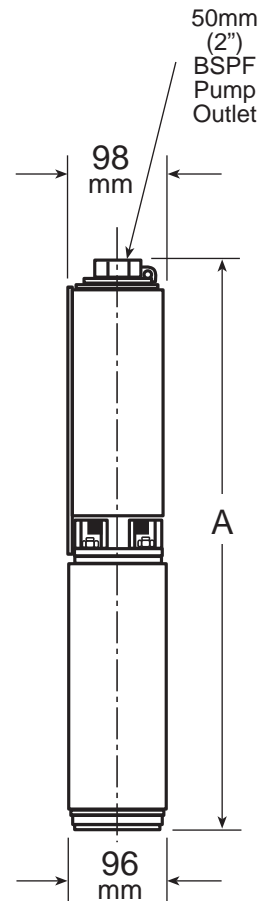
DIMENSIONS & WEIGHTS

Single Phase Units

MODEL	No. of Stages	Motor kW	2 Wire Single Phase		3 Wire Single Phase	
			Length A mm	Unit Weight kg	Length A mm	Unit Weight kg
With Single Phase FRANKLIN Motors						
SD16-08	8	2.20	—	—	1160	24.9
SD16-11	11	3.7	—	—	1596	39.3
SD16-13	13	3.7	—	—	1729	41.1
With Single Phase COVERCO Motors						
SD16-08	8	2.20	—	—	1276	24.7
SD16-11	11	3.7	—	—	1625	33.1
SD16-13	13	3.7	—	—	1758	34.3

Three Phase Units

MODEL	No. of Stages	Motor kW	3 Phase FRANKLIN		3 Phase COVERCO	
			Length A mm	Unit Weight kg	Length A mm	Unit Weight kg
SD16-08	8	2.20	1083	22.2	1236	20.9
SD16-11	11	3.0	1444	33.1	1440	24.2
SD16-13	13	3.7	1577	34.3	—	—
SD16-13	13	4.0	—	—	1673	30.7
SD16-15	15	4.0	1776	38.2	1809	31.9
SD16-20	20	5.5	2205	45.3	2234	38.5



ELECTRICAL DATA

Motor kW	(1Ph) Single Phase				(3Ph) Three Phase	
	Motor Type	Full Load Amps	Lock Rotor Amps	Control Box	Full Load Amps	Lock Rotor Amps
FRANKLIN Motors						
0.37	2 wire	4.1	26	Not reqd.	1.1	4.3
0.55	2 wire	6.5	37	Not reqd.	1.5	6.2
0.75	2 wire	7.6	44	Not reqd.	2	8.5
1.1	2 wire	10.8	53	Not reqd.	3	14
0.75	3 wire	7.0	27	Franklin	—	—
1.1	3 wire	8.9	37	Franklin	—	—
1.5	3 wire PSC	10.7	51	Franklin	4	21
2.2	3 wire	15.9	82	Franklin	6	27
3	—	—	—	—	7.3	42
3.7	3 wire	23.4	109	Franklin	9	46
4	—	—	—	—	10.4	59
5.5	—	—	—	—	13	70
7.5	—	—	—	—	18.7	99
COVERCO Motors						
0.37	3 wire	3.4	11.2	Coverco	1.2	5.6
0.55	3 wire	4.4	14	Coverco	1.8	8
0.75	3 wire	5.6	19	Coverco	2.1	11
1.1	3 wire	8.1	26	Coverco	3	16
1.5	3 wire	10.1	34	Coverco	4.5	24
2.2	3 wire	14.1	44	Coverco	6	32
3.0	—	—	—	—	7.7	37
3.7	3 wire	23.4	77	Coverco	—	—
4	—	—	—	—	10.3	48
5.5	—	—	—	—	13.1	64
7.5	—	—	—	—	18.7	99

July 2006