

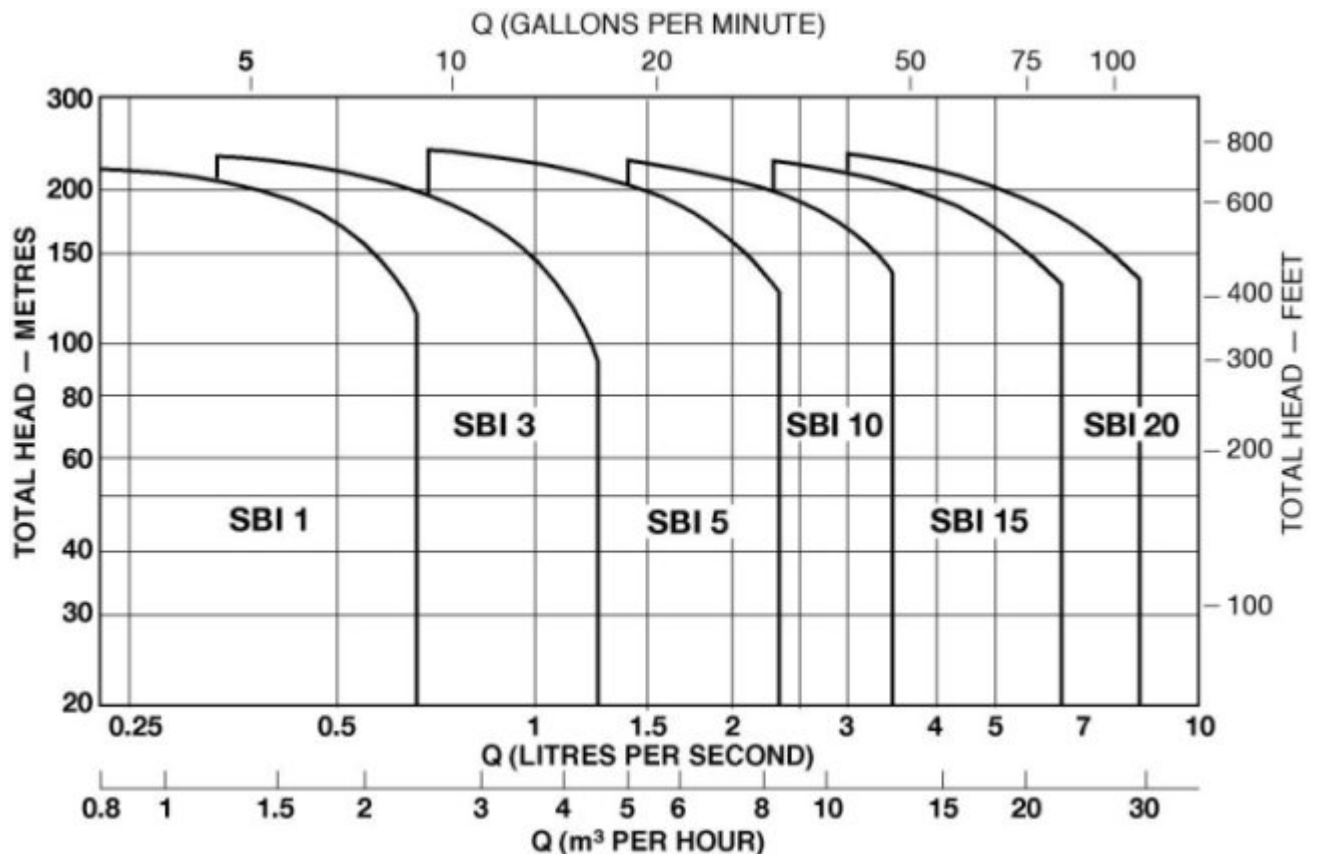
## MULTI-STAGE CENTRIFUGAL

### SOUTHERN CROSS "SBI" STAINLESS STEEL MULTI-STAGE CENTRIFUGAL PUMP



Construction Materials		SBI	SBN
Motor Bracket	Ductile Iron	ASTM A530	70-50-05
Top Cap	Stainless Steel	AISI 304	AISI 316
Impeller	Stainless Steel	AISI 304	AISI 316
Shaft	Stainless Steel	AISI 431	AISI 316
Outer Sleeve	Stainless Steel	AISI 304	AISI 316
Outer Sleeve O Ring		EPDM	
Diffuser	Stainless Steel	AISI 304	AISI 316
Neck Ring		PTFE	
Base	Stainless Steel	AISI 304	AISI 316
Base Plate	Cast Iron	ASTM A48 25B	
Coupling	Fe-Cu-C	MPIF FC0525	
Mechanical Seal	Cartridge Type	SiC/SiC	
<b>Pump Range SBI / SBN</b>			
Nominal Flow	1 - 20m <sup>3</sup> /h		
Fluid Temperature	-15 to +120°C		
<b>Motor</b>			
Single Phase	220-230/240V		
Three Phase	220-240/380-415V		
Insulation	Class F		
Enclosure	IP55		
Ambient Temp	40°C		
<b>Connections</b>			
Flange	DN25/32/40/50 (See Data Sheet for flange compatibility)		

### SBI 1/20 Series Selection Chart 2900 RPM



**MULTI-STAGE CENTRIFUGAL**

**SOUTHERN CROSS "SBI" STAINLESS STEEL MULTI-STAGE CENTRIFUGAL PUMP**

**DISCOUNT CATEGORY A8**

**SBI 1 32mm DISCHARGE** Nom. Flow 0.27 litres/sec. (1m<sup>3</sup>/hr)



MODEL	kW	SBI 304SS 1 x 240V 50Hz		SBI 304SS 3 x 415V 50Hz		MADE TO ORDER SBN 316SS 1 x 240V 50Hz		MADE TO ORDER SBN 316SS 3 x 415V 50Hz	
		CODE	PRICE\$	CODE	PRICE\$	CODE	PRICE\$	CODE	PRICE\$
		SBI 1-2	0.37	SBI1-02S	966	SBI1-02T	895	SBN1-02S	1628
SBI 1-3	0.37	SBI1-03S	998	SBI1-03T	930	SBN1-03S	1683	SBN1-03T	1615
SBI 1-4	0.37	SBI1-04S	1031	SBI1-04T	963	SBN1-04S	1738	SBN1-04T	1670
SBI 1-5	0.37	SBI1-05S	1064	SBI1-05T	997	SBN1-05S	1794	SBN1-05T	1725
SBI 1-6	0.37	SBI1-06S	1094	SBI1-06T	1027	SBN1-06S	1847	SBN1-06T	1779
SBI 1-7	0.37	SBI1-07S	1129	SBI1-07T	1064	SBN1-07S	1906	SBN1-07T	1837
SBI 1-8	0.55	SBI1-08S	1217	SBI1-08T	1103	SBN1-08S	2053	SBN1-08T	1927
SBI 1-9	0.55	SBI1-09S	1232	SBI1-09T	1121	SBN1-09S	2080	SBN1-09T	1976
SBI 1-10	0.55	SBI1-10S	1258	SBI1-10T	1145	SBN1-10S	2122	SBN1-10T	2019
SBI 1-11	0.55	SBI1-11S	1271	SBI1-11T	1162	SBN1-11S	2145	SBN1-11T	2043
SBI 1-12	0.75	SBI1-12S	1315	SBI1-12T	1187	SBN1-12S	2221	SBN1-12T	2101
SBI 1-13	0.75	SBI1-13S	1335	SBI1-13T	1208	SBN1-13S	2252	SBN1-13T	2132
SBI 1-15	0.75	SBI1-15S	1374	SBI1-15T	1247	SBN1-15S	2319	SBN1-15T	2198
SBI 1-17	1.1	SBI1-17S	1610	SBI1-17T	1300	SBN1-17S	2614	SBN1-17T	2418
SBI 1-19	1.1	SBI1-19S	1639	SBI1-19T	1331	SBN1-19S	2686	SBN1-19T	2504
SBI 1-21	1.1	SBI1-21S	1690	SBI1-21T	1383	SBN1-21S	2771	SBN1-21T	2578
SBI 1-23	1.1	SBI1-23S	1728	SBI1-23T	1421	SBN1-23S	2853	SBN1-23T	2632
SBI 1-25	1.5	SBI1-25S	1837	SBI1-25T	1674	SBN1-25S	2945	SBN1-25T	2783
SBI 1-27	1.5	SBI1-27S	1935	SBI1-27T	1774	SBN1-27S	3015	SBN1-27T	2853
SBI 1-30	1.5	SBI1-30S	2054	SBI1-30T	1895	SBN1-30S	3119	SBN1-30T	2928
SBI 1-33	2.2	SBI1-33S	2254	SBI1-33T	2092	SBN1-33S	3251	SBN1-33T	3104
SBI 1-36	2.2	SBI1-36S	2373	SBI1-36T	2211	SBN1-36S	3352	SBN1-36T	3188

Flanged DN25/32. (See Data Sheet for flange compatibility) Companion flanges not included.  
All single phase units fitted with 1.2m lead and 3 pin plug.

**SBI 3 32mm DISCHARGE** Nom. Flow 0.83 litres/sec. (3m<sup>3</sup>/hr)



MODEL	kW	SBI 304SS 1 x 240V 50Hz		SBI 304SS 3 x 415V 50Hz		MADE TO ORDER SBN 316SS 1 x 240V 50Hz		MADE TO ORDER SBN 316SS 3 x 415V 50Hz	
		CODE	PRICE\$	CODE	PRICE\$	CODE	PRICE\$	CODE	PRICE\$
		SBI 3-2	0.37	SBI3-02S	989	SBI3-02T	919	SBN3-02S	1652
SBI 3-3	0.37	SBI3-03S	1005	SBI3-03T	936	SBN3-03S	1720	SBN3-03T	1635
SBI 3-4	0.37	SBI3-04S	1032	SBI3-04T	964	SBN3-04S	1781	SBN3-04T	1695
SBI 3-5	0.37	SBI3-05S	1057	SBI3-05T	989	SBN3-05S	1843	SBN3-05T	1758
SBI 3-6	0.55	SBI3-06S	1152	SBI3-06T	1037	SBN3-06S	1975	SBN3-06T	1850
SBI 3-7	0.55	SBI3-07S	1174	SBI3-07T	1065	SBN3-07S	2034	SBN3-07T	1926
SBI 3-8	0.75	SBI3-08S	1209	SBI3-08T	1107	SBN3-08S	2125	SBN3-08T	2009
SBI 3-9	0.75	SBI3-09S	1228	SBI3-09T	1134	SBN3-09S	2168	SBN3-09T	2038
SBI 3-10	0.75	SBI3-10S	1243	SBI3-10T	1158	SBN3-10S	2200	SBN3-10T	2089
SBI 3-11	1.1	SBI3-11S	1412	SBI3-11T	1236	SBN3-11S	2490	SBN3-11T	2160
SBI 3-12	1.1	SBI3-12S	1423	SBI3-12T	1257	SBN3-12S	2517	SBN3-12T	2245
SBI 3-13	1.1	SBI3-13S	1453	SBI3-13T	1291	SBN3-13S	2563	SBN3-13T	2306
SBI 3-15	1.1	SBI3-15S	1531	SBI3-15T	1359	SBN3-15S	2644	SBN3-15T	2363
SBI 3-17	1.5	SBI3-17S	1644	SBI3-17T	1557	SBN3-17S	2749	SBN3-17T	2609
SBI 3-19	1.5	SBI3-19S	1728	SBI3-19T	1608	SBN3-19S	2824	SBN3-19T	2702
SBI 3-21	2.2	SBI3-21S	1909	SBI3-21T	1774	SBN3-21S	3000	SBN3-21T	2873
SBI 3-23	2.2	SBI3-23S	1994	SBI3-23T	1882	SBN3-23S	3062	SBN3-23T	2967
SBI 3-25	2.2	SBI3-25S	2093	SBI3-25T	2002	SBN3-25S	3143	SBN3-25T	3050
SBI 3-27	2.2	SBI3-27S	2170	SBI3-27T	2126	SBN3-27S	3230	SBN3-27T	3174
SBI 3-29	2.2	SBI3-29S	2247	SBI3-29T	2243	SBN3-29S	3306	SBN3-29T	3260
SBI 3-31	3	SBI3-31S	2971	SBI3-31T	2440	SBN3-31S	3438	SBN3-31T	3436
SBI 3-33	3	SBI3-33S	3062	SBI3-33T	2570	SBN3-33S	3582	SBN3-33T	3508
SBI 3-36	3	SBI3-36S	3471	SBI3-36T	2683	SBN3-36S	3724	SBN3-36T	3592

Flanged DN25/32. (See Data Sheet for flange compatibility) Companion flanges not included.  
All single phase units fitted with 1.2m lead and 3 pin plug.

## MULTI-STAGE CENTRIFUGAL

### SOUTHERN CROSS "SBI" STAINLESS STEEL MULTI-STAGE CENTRIFUGAL PUMP

DISCOUNT CATEGORY A8

#### SBI 5 32mm DISCHARGE Nom. Flow 1.4 litres/sec. (5m<sup>3</sup>/hr)



MODEL	KW	SBI 304SS 1 x 240V 50Hz		SBI 304SS 3 x 415V 50Hz		<b>MADE TO ORDER</b>			
						SBN 316SS 1 x 240V 50Hz		SBN 316SS 3 x 415V 50Hz	
		CODE	PRICE\$	CODE	PRICE\$	CODE	PRICE\$	CODE	PRICE\$
SBI 5-2	0.37	SB15-02S	1034	SB15-02T	967	SBN5-02S	1764	SBN5-02T	1604
SBI 5-3	0.55	SB15-03S	1121	SB15-03T	1022	SBN5-03S	1772	SBN5-03T	1681
SBI 5-4	0.55	SB15-04S	1162	SB15-04T	1055	SBN5-04S	1838	SBN5-04T	1758
SBI 5-5	0.75	SB15-05S	1197	SB15-05T	1109	SBN5-05S	1933	SBN5-05T	1824
SBI 5-6	1.1	SB15-06S	1302	SB15-06T	1169	SBN5-06S	2098	SBN5-06T	1891
SBI 5-7	1.1	SB15-07S	1349	SB15-07T	1202	SBN5-07S	2160	SBN5-07T	1934
SBI 5-8	1.1	SB15-08S	1377	SB15-08T	1231	SBN5-08S	2222	SBN5-08T	1989
SBI 5-9	1.5	SB15-09S	1462	SB15-09T	1386	SBN5-09S	2303	SBN5-09T	2218
SBI 5-10	1.5	SB15-10S	1552	SB15-10T	1472	SBN5-10S	2377	SBN5-10T	2284
SBI 5-11	2.2	SB15-11S	1728	SB15-11T	1571	SBN5-11S	2545	SBN5-11T	2415
SBI 5-12	2.2	SB15-12S	1812	SB15-12T	1647	SBN5-12S	2627	SBN5-12T	2489
SBI 5-13	2.2	SB15-13S	1896	SB15-13T	1734	SBN5-13S	2717	SBN5-13T	2563
SBI 5-14	2.2	SB15-14S	1958	SB15-14T	1814	SBN5-14S	2792	SBN5-14T	2628
SBI 5-15	2.2	SB15-15S	2050	SB15-15T	1885	SBN5-15S	2869	SBN5-15T	2715
SBI 5-16	2.2	SB15-16S	2088	SB15-16T	1922	SBN5-16S	2930	SBN5-16T	2776
SBI 5-18	3	SB15-18S	2756	SB15-18T	2063	SBN5-18S	2756	SBN5-18T	2949
SBI 5-20	3	SB15-20S	2876	SB15-20T	2126	SBN5-20S	2889	SBN5-20T	3050
SBI 5-22	4	-	-	SB15-22T	2416	-	-	SBN5-22T	3439
SBI 5-24	4	-	-	SB15-24T	2475	-	-	SBN5-24T	3545
SBI 5-26	4	-	-	SB15-26T	2552	-	-	SBN5-26T	3639
SBI 5-29	4	-	-	SB15-29T	2608	-	-	SBN5-29T	3739
SBI 5-32	5.5	-	-	SB15-32T	2893	-	-	SBN5-32T	4040
SBI 1-36	5.5	-	-	SB15-36T	2957	-	-	SBN5-36T	4120

Flanged DN25/32. (See Data Sheet for flange compatibility) Companion flanges not included.  
All single phase units fitted with 1.2m lead and 3 pin plug.

#### SBI 10 40mm DISCHARGE Nom. Flow 2.8 litres/sec. (10m<sup>3</sup>/hr)



MODEL	KW	SBI 304SS 1 x 240V 50Hz		SBI 304SS 3 x 415V 50Hz		<b>MADE TO ORDER</b>			
						SBN 316SS 1 x 240V 50Hz		SBN 316SS 3 x 415V 50Hz	
		CODE	PRICE\$	CODE	PRICE\$	CODE	PRICE\$	CODE	PRICE\$
SBI 10-1	0.37	SB110-01S	1360	SB110-01T	1206	SBN10-01S	2399	SBN10-01T	2310
SBI 10-2	0.75	SB110-02S	1505	SB110-02T	1338	SBN10-02S	2675	SBN10-02T	2467
SBI 10-3	1.1	SB110-03S	1575	SB110-03T	1617	SBN10-03S	3213	SBN10-03T	2789
SBI 10-4	1.5	SB110-04S	1824	SB110-04T	1544	SBN10-04S	3542	SBN10-04T	2993
SBI 10-5	2.2	SB110-05S	2084	SB110-05T	1780	SBN10-05S	3852	SBN10-05T	3253
SBI 10-6	2.2	SB110-06S	2179	SB110-06T	1878	SBN10-06S	4056	SBN10-06T	3452
SBI 10-7	3	SB110-07S	2982	SB110-07T	1982	SBN10-07S	4241	SBN10-07T	3579
SBI 10-8	3	SB110-08S	3091	SB110-08T	2080	SBN10-08S	4414	SBN10-08T	3777
SBI 10-9	3	SB110-09S	3230	SB110-09T	2176	SBN10-09S	4621	SBN10-09T	3979
SBI 10-10	4	-	-	SB110-10T	2473	-	-	SBN10-10T	4441
SBI 10-12	4	-	-	SB110-12T	2668	-	-	SBN10-12T	4839
SBI 10-14	5.5	-	-	SB110-14T	3179	-	-	SBN10-14T	5575
SBI 10-16	5.5	-	-	SB110-16T	3374	-	-	SBN10-16T	5974
SBI 10-18	7.5	-	-	SB110-18T	3667	-	-	SBN10-18T	6428
SBI 10-20	7.5	-	-	SB110-20T	3861	-	-	SBN10-20T	6828
SBI 10-22	7.5	-	-	SB110-22T	4055	-	-	SBN10-22T	7170

Flanged DN40. (See Data Sheet for flange compatibility) Companion flanges not included.  
All single phase units fitted with 1.2m lead and 3 pin plug.

**MULTI-STAGE CENTRIFUGAL**

**SOUTHERN CROSS "SBI" STAINLESS STEEL MULTI-STAGE CENTRIFUGAL PUMP**

**DISCOUNT CATEGORY A8**



**SBI 15 65mm DISCHARGE** Nom. Flow 4.2 litres/sec. (15m<sup>3</sup>/hr)

MODEL	kW	SBI 304SS 1 x 240V 50Hz		SBI 304SS 3 x 415V 50Hz		<b>MADE TO ORDER</b>			
						SBN 316SS 1 x 240V 50Hz		SBN 316SS 3 x 415V 50Hz	
		CODE	PRICES\$	CODE	PRICES\$	CODE	PRICES\$	CODE	PRICES\$
SBI 15-1	1.1	SBI15-01S	1625	SBI15-01T	1421	SBN15-01S	3011	SBN15-01T	2605
SBI 15-2	2.2	SBI15-02S	2047	SBI15-02T	1741	SBN15-02S	3560	SBN15-02T	3076
SBI 15-3	3	SBI15-03S	2960	SBI15-03T	2012	SBN15-03S	3813	SBN15-03T	3480
SBI 15-4	4	-	-	SBI15-04T	2338	-	-	SBN15-04T	4013
SBI 15-5	4	-	-	SBI15-05T	2455	-	-	SBN15-05T	4234
SBI 15-6	5.5	-	-	SBI15-06T	2919	-	-	SBN15-06T	5004
SBI 15-7	5.5	-	-	SBI15-07T	3035	-	-	SBN15-07T	5225
SBI 15-8	7.5	-	-	SBI15-08T	3533	-	-	SBN15-08T	6050
SBI 15-9	7.5	-	-	SBI15-09T	3650	-	-	SBN15-09T	6271
SBI 15-10	11	-	-	SBI15-10T	4287	-	-	SBN15-10T	7267
SBI 15-12	11	-	-	SBI15-12T	4521	-	-	SBN15-12T	7709
SBI 15-14	11	-	-	SBI15-14T	4754	-	-	SBN15-14T	8151
SBI 15-17	15	-	-	SBI15-17T	6079	-	-	SBN15-17T	10407

Flanged DN50. (See Data Sheet for flange compatibility) Companion flanges not included.  
All single phase units fitted with 1.2m lead and 3 pin plug.



**SBI 20 65mm DISCHARGE** Nom. Flow 5.5 litres/sec. (20m<sup>3</sup>/hr)

MODEL	kW	SBI 304SS 1 x 240V 50Hz		SBI 304SS 3 x 415V 50Hz		<b>MADE TO ORDER</b>			
						SBN 316SS 1 x 240V 50Hz		SBN 316SS 3 x 415V 50Hz	
		CODE	PRICES\$	CODE	PRICES\$	CODE	PRICES\$	CODE	PRICES\$
SBI 20-1	1.1	SBI20-01S	1719	SBI20-01T	1540	SBN20-01S	2907	SBN20-01T	2575
SBI 20-2	2.2	SBI20-02S	2216	SBI20-02T	1888	SBN20-02S	3535	SBN20-02T	3049
SBI 20-3	4	-	-	SBI20-03T	2658	-	-	SBN20-03T	4234
SBI 20-4	5.5	-	-	SBI20-04T	3142	-	-	SBN20-04T	4976
SBI 20-5	5.5	-	-	SBI20-05T	3289	-	-	SBN20-05T	5225
SBI 20-6	7.5	-	-	SBI20-06T	3805	-	-	SBN20-06T	6021
SBI 20-7	7.5	-	-	SBI20-07T	3953	-	-	SBN20-07T	6271
SBI 20-8	11	-	-	SBI20-08T	4855	-	-	SBN20-08T	7654
SBI 20-10	11	-	-	SBI20-10T	5151	-	-	SBN20-10T	8151
SBI 20-12	15	-	-	SBI20-12T	6291	-	-	SBN20-12T	9910
SBI 20-14	15	-	-	SBI20-14T	6587	-	-	SBN20-14T	10407
SBI 20-17	18.5	-	-	SBI20-17T	7853	-	-	SBN20-17T	12399

Flanged DN50. (See Data Sheet for flange compatibility) Companion flanges not included.  
All single phase units fitted with 1.2m lead and 3 pin plug.

## MULTI-STAGE CENTRIFUGAL

### SOUTHERN CROSS "SBI" STAINLESS STEEL MULTI-STAGE CENTRIFUGAL PUMP

DISCOUNT CATEGORY A8

#### SBI 1 32mm DISCHARGE Nom. Flow 0.27 litres/sec. (1m<sup>3</sup>/hr)

**BARE SHAFT PUMPS**



MODEL	kW	SBI 304SS Bare Shaft		MADE TO ORDER SBN 316SS Bare Shaft	
		CODE	PRICES\$	CODE	PRICES\$
		SBI 1-2	0.37	SBI1-02B	756
SBI 1-3	0.37	SBI1-03B	789	SBN1-03B	1462
SBI 1-4	0.37	SBI1-04B	822	SBN1-04B	1516
SBI 1-5	0.37	SBI1-05B	855	SBN1-05B	1570
SBI 1-6	0.37	SBI1-06B	886	SBN1-06B	1623
SBI 1-7	0.37	SBI1-07B	921	SBN1-07B	1680
SBI 1-8	0.55	SBI1-08B	960	SBN1-08B	1769
SBI 1-9	0.55	SBI1-09B	977	SBN1-09B	1817
SBI 1-10	0.55	SBI1-10B	1001	SBN1-10B	1859
SBI 1-11	0.55	SBI1-11B	1017	SBN1-11B	1882
SBI 1-12	0.75	SBI1-12B	1042	SBN1-12B	1940
SBI 1-13	0.75	SBI1-13B	1063	SBN1-13B	1970
SBI 1-15	0.75	SBI1-15B	1102	SBN1-15B	2035
SBI 1-17	1.1	SBI1-17B	1145	SBN1-17B	2242
SBI 1-19	1.1	SBI1-19B	1175	SBN1-19B	2326
SBI 1-21	1.1	SBI1-21B	1226	SBN1-21B	2400
SBI 1-23	1.1	SBI1-23B	1264	SBN1-23B	2453
SBI 1-25	1.5	SBI1-25B	1502	SBN1-25B	2591
SBI 1-27	1.5	SBI1-27B	1601	SBN1-27B	2660
SBI 1-30	1.5	SBI1-30B	1719	SBN1-30B	2733
SBI 1-33	2.2	SBI1-33B	1892	SBN1-33B	2886
SBI 1-36	2.2	SBI1-36B	2009	SBN1-36B	2968

Flanged DN25/32. (See Data Sheet for flange compatibility) Comparison flanges not included.

#### SBI 3 32mm DISCHARGE Nom. Flow 0.83 litres/sec. (3m<sup>3</sup>/hr)

**BARE SHAFT PUMPS**



MODEL	kW	SBI 304SS Bare Shaft		MADE TO ORDER SBN 316SS Bare Shaft	
		CODE	PRICES\$	CODE	PRICES\$
		SBI 3-2	0.37	SBI3-02B	779
SBI 3-3	0.37	SBI3-03B	796	SBN3-03B	1482
SBI 3-4	0.37	SBI3-04B	823	SBN3-04B	1541
SBI 3-5	0.37	SBI3-05B	848	SBN3-05B	1603
SBI 3-6	0.55	SBI3-06B	895	SBN3-06B	1693
SBI 3-7	0.55	SBI3-07B	922	SBN3-07B	1984
SBI 3-8	0.75	SBI3-08B	963	SBN3-08B	1849
SBI 3-9	0.75	SBI3-09B	990	SBN3-09B	1878
SBI 3-10	0.75	SBI3-10B	1014	SBN3-10B	1928
SBI 3-11	1.1	SBI3-11B	1082	SBN3-11B	1989
SBI 3-12	1.1	SBI3-12B	1103	SBN3-12B	2073
SBI 3-13	1.1	SBI3-13B	1136	SBN3-13B	2132
SBI 3-15	1.1	SBI3-15B	1202	SBN3-15B	2188
SBI 3-17	1.5	SBI3-17B	1387	SBN3-17B	2420
SBI 3-19	1.5	SBI3-19B	1437	SBN3-19B	2511
SBI 3-21	2.2	SBI3-21B	1580	SBN3-21B	2659
SBI 3-23	2.2	SBI3-23B	1686	SBN3-23B	2751
SBI 3-25	2.2	SBI3-25B	1804	SBN3-25B	2833
SBI 3-27	2.2	SBI3-27B	1926	SBN3-27B	2954
SBI 3-29	2.2	SBI3-29B	2040	SBN3-29B	3039
SBI 3-31	3	SBI3-31B	2212	SBN3-31B	3190
SBI 3-33	3	SBI3-33B	2339	SBN3-33B	3261
SBI 3-36	3	SBI3-36B	2451	SBN3-36B	3343

Flanged DN25/32. (See Data Sheet for flange compatibility) Comparison flanges not included.

**MULTI-STAGE CENTRIFUGAL**

**SOUTHERN CROSS "SBI" STAINLESS STEEL MULTI-STAGE CENTRIFUGAL PUMP**

**DISCOUNT CATEGORY A8**

**SBI 5 32mm DISCHARGE** Nom. Flow 1.4 litres/sec. (5m<sup>3</sup>/hr)

**BARE SHAFT PUMPS**



MODEL	kW	SBI 304SS Bare Shaft		MADE TO ORDER SBN 316SS Bare Shaft	
		CODE	PRICES\$	CODE	PRICES\$
SBI 5-2	0.37	SBI5-02B	826	SBN5-02B	1452
SBI 5-3	0.55	SBI5-03B	880	SBN5-03B	1527
SBI 5-4	0.55	SBI5-04B	913	SBN5-04B	1603
SBI 5-5	0.75	SBI5-05B	955	SBN5-05B	1668
SBI 5-6	1.1	SBI5-06B	1016	SBN5-06B	1725
SBI 5-7	1.1	SBI5-07B	1049	SBN5-07B	1767
SBI 5-8	1.1	SBI5-08B	1077	SBN5-08B	1821
SBI 5-9	1.5	SBI5-09B	1219	SBN5-09B	2036
SBI 5-10	1.5	SBI5-10B	1304	SBN5-10B	2101
SBI 5-11	2.2	SBI5-11B	1380	SBN5-11B	2209
SBI 5-12	2.2	SBI5-12B	1455	SBN5-12B	2282
SBI 5-13	2.2	SBI5-13B	1540	SBN5-13B	2354
SBI 5-14	2.2	SBI5-14B	1619	SBN5-14B	2418
SBI 5-15	2.2	SBI5-15B	1689	SBN5-15B	2503
SBI 5-16	2.2	SBI5-16B	1725	SBN5-16B	2564
SBI 5-18	3	SBI5-18B	1841	SBN5-18B	2712
SBI 5-20	3	SBI5-20B	1904	SBN5-20B	2811
SBI 5-22	4	SBI5-22B	2117	SBN5-22B	3121
SBI 5-24	4	SBI5-24B	2175	SBN5-24B	3226
SBI 5-26	4	SBI5-26B	2251	SBN5-26B	3318
SBI 5-29	4	SBI5-29B	2306	SBN5-29B	3416
SBI 5-32	5.5	SBI5-32B	2514	SBN5-32B	3651
SBI 5-36	5.5	SBI5-36B	2577	SBN5-36B	3453

Flanged DN25/32. (See Data Sheet for flange compatibility) Comparison flanges not included.

**SBI 10 40mm DISCHARGE** Nom. Flow 2.8 litres/sec. (10m<sup>3</sup>/hr)

**BARE SHAFT PUMPS**



MODEL	kW	SBI 304SS Bare Shaft		MADE TO ORDER SBN 316SS Bare Shaft	
		CODE	PRICES\$	CODE	PRICES\$
SBI 10-1	0.37	SBI10-01B	814	SBN10-01B	1986
SBI 10-2	0.75	SBI10-02B	915	SBN10-02B	2129
SBI 10-3	1.1	SBI10-03B	1122	SBN10-03B	2413
SBI 10-4	1.5	SBI10-04B	1273	SBN10-04B	2590
SBI 10-5	2.2	SBI10-05B	1468	SBN10-05B	2807
SBI 10-6	2.2	SBI10-06B	1557	SBN10-06B	2988
SBI 10-7	3	SBI10-07B	1632	SBN10-07B	3084
SBI 10-8	3	SBI10-08B	1721	SBN10-08B	3264
SBI 10-9	3	SBI10-09B	1808	SBN10-09B	3447
SBI 10-10	4	SBI10-10B	2012	SBN10-10B	3801
SBI 10-12	4	SBI10-12B	2189	SBN10-12B	4163
SBI 10-14	5.5	SBI10-14B	2598	SBN10-14B	4776
SBI 10-16	5.5	SBI10-16B	2775	SBN10-16B	5139
SBI 10-18	7.5	SBI10-18B	2994	SBN10-18B	5504
SBI 10-20	7.5	SBI10-20B	3170	SBN10-20B	5867
SBI 10-22	7.5	SBI10-22B	3346	SBN10-22B	6178

Flanged DN40. (See Data Sheet for flange compatibility) Comparison flanges not included.

## MULTI-STAGE CENTRIFUGAL

### SOUTHERN CROSS "SBI" STAINLESS STEEL MULTI-STAGE CENTRIFUGAL PUMP

DISCOUNT CATEGORY A8

#### BARE SHAFT PUMPS



#### SBI 15 65mm DISCHARGE Nom. Flow 4.2 litres/sec. (15m<sup>3</sup>/hr)

MODEL	kW	SBI 304SS Bare Shaft		<b>MADE TO ORDER</b> SBN 316SS Bare Shaft	
		CODE	PRICE\$	CODE	PRICE\$
		SBI 15-1	1.1	SBI15-01B	1254
SBI 15-2	2.2	SBI15-02B	1548	SBN15-02B	2858
SBI 15-3	3	SBI15-03B	1792	SBN15-03B	3234
SBI 15-4	4	SBI15-04B	2040	SBN15-04B	3685
SBI 15-5	4	SBI15-05B	2156	SBN15-05B	3902
SBI 15-6	5.5	SBI15-06B	2551	SBN15-06B	4598
SBI 15-7	5.5	SBI15-07B	2664	SBN15-07B	4815
SBI 15-8	7.5	SBI15-08B	3102	SBN15-08B	5573
SBI 15-9	7.5	SBI15-09B	3216	SBN15-09B	5790
SBI 15-10	11	SBI15-10B	3702	SBN15-10B	6628
SBI 15-12	11	SBI15-12B	3932	SBN15-12B	7062
SBI 15-14	11	SBI15-14B	4161	SBN15-14B	7496
SBI 15-17	15	SBI15-17B	5370	SBN15-17B	9620

Flanged DN50. (See Data Sheet for flange compatibility) Comparison flanges not included.

#### BARE SHAFT PUMPS



#### SBI 20 65mm DISCHARGE Nom. Flow 5.5 litres/sec. (20m<sup>3</sup>/hr)

MODEL	kW	SBI 304SS Bare Shaft		<b>MADE TO ORDER</b> SBN 316SS Bare Shaft	
		CODE	PRICE\$	CODE	PRICE\$
		SBI 20-1	1.1	SBI20-01B	1380
SBI 20-2	2.2	SBI20-02B	1691	SBN20-02B	2832
SBI 20-3	4	SBI20-03B	2354	SBN20-03B	3902
SBI 20-4	5.5	SBI20-04B	2769	SBN20-04B	4571
SBI 20-5	5.5	SBI20-05B	2914	SBN20-05B	4815
SBI 20-6	7.5	SBI20-06B	3369	SBN20-06B	5545
SBI 20-7	7.5	SBI20-07B	3514	SBN20-07B	5790
SBI 20-8	11	SBI20-08B	4261	SBN20-08B	7008
SBI 20-10	11	SBI20-10B	4551	SBN20-10B	7496
SBI 20-12	15	SBI20-12B	5578	SBN20-12B	9131
SBI 20-14	15	SBI20-14B	5869	SBN20-14B	9620
SBI 20-17	18.5	SBI20-17B	7041	SBN20-17B	11504

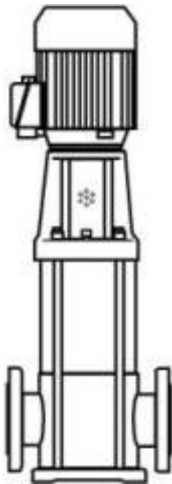
Flanged DN50. (See Data Sheet for flange compatibility) Comparison flanges not included.

# MULTI-STAGE CENTRIFUGAL

## SOUTHERN CROSS "DPV" MULTI-STAGE CENTRIFUGAL PUMP UNIT

**DPV32 65mm DISCHARGE**  
(NOM. FLOW 9.5 L/SEC) (34m<sup>3</sup>/hr)

**DISCOUNT CATEGORY A8**



MODEL	kW	1 x 240v 50Hz		3 x 415v 50Hz	
		CODE	PRICE \$	CODE	PRICE \$
DPV32-10	2.20	-	-	DPV32-10T	2641
DPV32-20	4.00	-	-	DPV32-20T	3838
DPV32-30	5.50	-	-	DPV32-30T	4574
DPV32-40	7.50	-	-	DPV32-40T	5213
DPV32-50	11.00	-	-	DPV32-50T	7091
DPV32-60	11.00	-	-	DPV32-60T	7281
DPV32-70	11.00	-	-	DPV32-70T	8570
DPV32-80	15.00	-	-	DPV32-80T	8760
DPV32-90	15.00	-	-	DPV32-90T	10735
DPV32-100	18.50	-	-	DPV32-100T	10922
DPV32-110	18.50	-	-	DPV32-110T	12043
DPV32-120	22.00	-	-	DPV32-120T	12240

All DPV32 PUMPS flanged DN65 in accordance with BS4504 and do not include companion flanges.

**DPV45 80mm DISCHARGE**  
(NOM. FLOW 12.5 L/SEC) (45m<sup>3</sup>/hr)

**CONSTRUCTION:**  
All wetted components  
304 Stainless Steel,  
Ceramic Bearings,  
Mechanical Shaft Seal,  
O Ring Pump Sleeve  
Seals.

Max. Working  
Pressure 2500 kPa

Pumped Liquid  
Temperature Range:  
-15 to +120°C

MODEL	kW	1 x 240v 50Hz		3 x 415v 50Hz	
		CODE	PRICE \$	CODE	PRICE \$
DPV45-10-1	2.20	-	-	DPV45-10-1T	2877
DPV45-10	4.00	-	-	DPV45-10T	3276
DPV45-20-1	5.50	-	-	DPV45-20-1T	4089
DPV45-20	7.50	-	-	DPV45-20T	5113
DPV45-30-1	11.00	-	-	DPV45-30-1T	6381
DPV45-30	11.00	-	-	DPV45-30T	6426
DPV45-40-1	11.00	-	-	DPV45-40-1T	7843
DPV45-40	15.00	-	-	DPV45-40T	7978
DPV45-50-1	15.00	-	-	DPV45-50-1T	9716
DPV45-50	18.50	-	-	DPV45-50T	9852
DPV45-60-1	18.50	-	-	DPV45-60-1T	10219
DPV45-60	22.00	-	-	DPV45-60T	10976
DPV45-70-1	22.00	-	-	DPV45-70-1T	12268
DPV45-70	30.00	-	-	DPV45-70T	12411
DPV45-80-1	30.00	-	-	DPV45-80-1T	13015
DPV45-80	30.00	-	-	DPV45-80T	13157
DPV45-90-1	30.00	-	-	DPV45-90-1T	13574
DPV45-90	37.00	-	-	DPV45-90T	15382
DPV45-100-1	37.00	-	-	DPV45-100-1T	15655
DPV45-100	37.00	-	-	DPV45-100T	15799

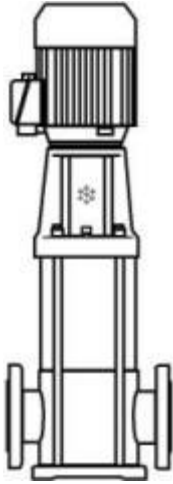
All DPV45 PUMPS flanged DN80 in accordance with BS4504 and do not include companion flanges.

## MULTI-STAGE CENTRIFUGAL

### SOUTHERN CROSS "DPV" MULTI-STAGE CENTRIFUGAL PUMP UNITS

DPV65 100mm DISCHARGE  
NOM. FLOW 16.5 L/SEC (60m<sup>3</sup>/hr)

DISCOUNT CATEGORY A8



MODEL	kW	1 x 240v 50Hz		3 x 415v 50Hz	
		CODE	PRICE \$	CODE	PRICE \$
DPV65-10	3.00	-	-	DPV65-10T	3072
DPV65-20	5.50	-	-	DPV65-20T	3906
DPV65-30	7.50	-	-	DPV65-30T	4503
DPV65-40	11.00	-	-	DPV65-40T	5452
DPV65-50	15.00	-	-	DPV65-50T	6229
DPV65-60	15.00	-	-	DPV65-60T	6538
DPV65-70	18.50	-	-	DPV65-70T	8247
DPV65-80	22.00	-	-	DPV65-80T	9143
DPV65-90	22.00	-	-	DPV65-90T	9346

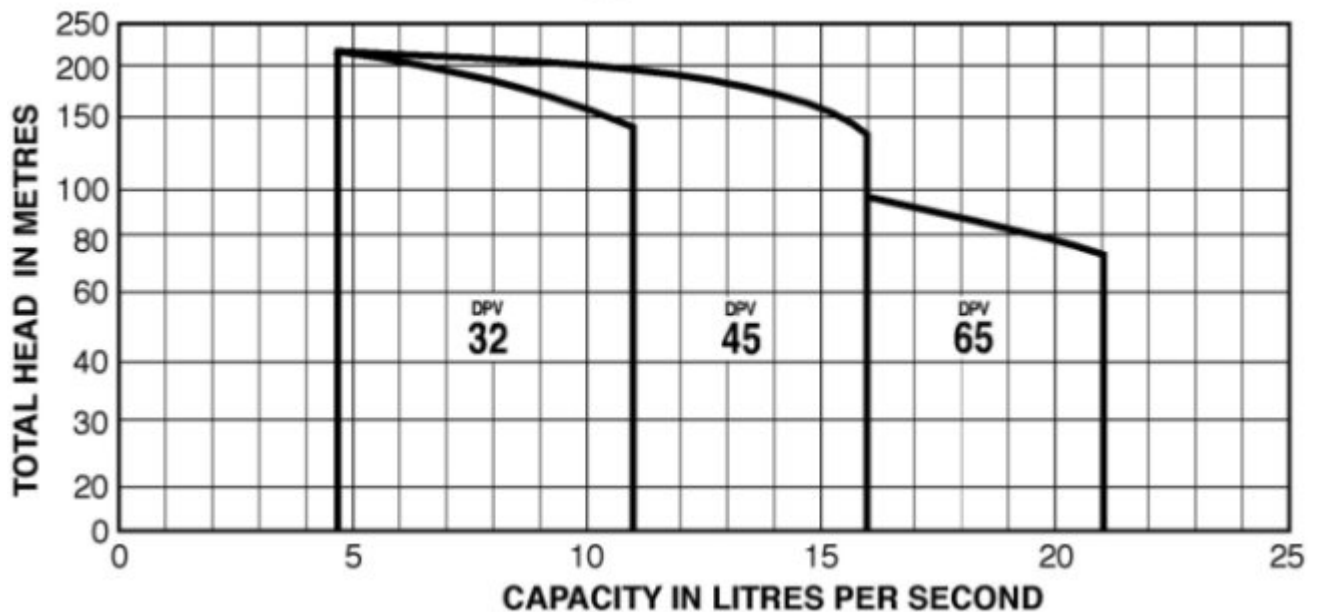
All DPV65 Pumps Flanged DN100 in accordance with BS4504 and do not include companion flanges.

**CONSTRUCTION:** All wetted components 304 Stainless Steel, Ceramic Bearings  
Mechanical Shaft Seal, O Ring Pump Sleeve Seals.

**MAX WORKING PRESSURE:** 2500 kPa

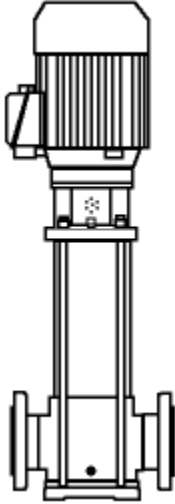
**PUMPED LIQUID TEMPERATURE:** -15 to +120 °C

### QUICK SELECTION CHART "DPV(S)" MULTI-STAGE CENTRIFUGAL PUMP UNITS



**MULTI-STAGE CENTRIFUGAL**

**SOUTHERN CROSS "DPVS" 316 STAINLESS STEEL  
MULTI-STAGE CENTRIFUGAL PUMP UNITS**



**DPVS32 65mm DISCHARGE**

**NOM. FLOW 9.5 L/SEC (34m³/hr)**

**DISCOUNT CATEGORY A8**

MODEL	kW	1 x 240v 50Hz		3 x 415v 50Hz	
		CODE	PRICE \$	CODE	PRICE \$
DPVS32-10	2.20	-	-	DPVS32-10T	5314
DPVS32-20	4.00	-	-	DPVS32-20T	6984
DPVS32-30	5.50	-	-	DPVS32-30T	7912
DPVS32-40	7.50	-	-	DPVS32-40T	8822
DPVS32-50	11.00	-	-	DPVS32-50T	11304
DPVS32-60	11.00	-	-	DPVS32-60T	11662
DPVS32-70	11.00	-	-	DPVS32-70T	13882
DPVS32-80	15.00	-	-	DPVS32-80T	14236
DPVS32-90	15.00	-	-	DPVS32-90T	15732
DPVS32-100	18.50	-	-	DPVS32-100T	16088
DPVS32-110	18.50	-	-	DPVS32-110T	18618
DPVS32-120	22.00	-	-	DPVS32-120T	18973

All DPVS32 Pumps Flanged DN65 in accordance with BS4504 and do not include companion flanges.

**CONSTRUCTION:**  
All wetted components  
**316 Stainless Steel**,  
Ceramic Bearings,  
Mechanical Shaft Seal,  
O Ring Pump Sleeve  
Seals.

Max. Working  
Pressure 2500 kPa

Pumped Liquid  
Temperature Range:  
-15 to +120°C

**DPVS45 80mm DISCHARGE**

**NOM. FLOW 12.5 L/SEC (45m³/hr)**

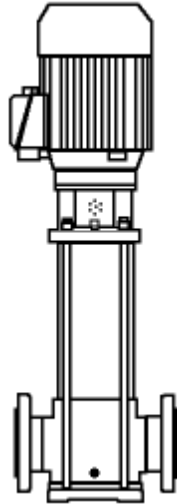
**MADE TO ORDER**

MODEL	kW	1 x 240v 50Hz		3 x 415v 50Hz	
		CODE	PRICE \$	CODE	PRICE \$
DPVS45-10-1	2.20	-	-	DPVS45-10-1T	5427
DPVS45-10	4.00	-	-	DPVS45-10T	6021
DPVS45-20-1	5.50	-	-	DPVS45-20-1T	6701
DPVS45-20	7.50	-	-	DPVS45-20T	8239
DPVS45-30-1	11.00	-	-	DPVS45-30-1T	10525
DPVS45-30	11.00	-	-	DPVS45-30T	10728
DPVS45-40-1	11.00	-	-	DPVS45-40-1T	13649
DPVS45-40	15.00	-	-	DPVS45-40T	13855
DPVS45-50-1	15.00	-	-	DPVS45-50-1T	16078
DPVS45-50	18.50	-	-	DPVS45-50T	16282
DPVS45-60-1	18.50	-	-	DPVS45-60-1T	17237
DPVS45-60	22.00	-	-	DPVS45-60T	17441
DPVS45-70-1	22.00	-	-	DPVS45-70-1T	20590
DPVS45-70	30.00	-	-	DPVS45-70T	20794
DPVS45-80-1	30.00	-	-	DPVS45-80-1T	21171
DPVS45-80	30.00	-	-	DPVS45-80T	21373
DPVS45-90-1	30.00	-	-	DPVS45-90-1T	21952
DPVS45-90	37.00	-	-	DPVS45-90T	24244
DPVS45-100-1	37.00	-	-	DPVS45-100-1T	24955
DPVS45-100	37.00	-	-	DPVS45-100T	25187

All DPVS45 Pumps Flanged DN80 in accordance with BS4504 and do not include companion flanges.

## MULTI-STAGE CENTRIFUGAL

### SOUTHERN CROSS "DPVS" STAINLESS STEEL MULTI-STAGE CENTRIFUGAL PUMP UNITS



DPVS65 100 mm DISCHARGE

NOM. FLOW 16.5 L/SEC (60m<sup>3</sup>/hr)

DISCOUNT CATEGORY A8

MODEL	kW	1 x 240v 50Hz		3 x 415v 50Hz	
		CODE	PRICE \$	CODE	PRICE \$
DPVS65-10	3.00	-	-	DPVS65-10T	6652
DPVS65-20	5.50	-	-	DPVS65-20T	6934
DPVS65-30	7.50	-	-	DPVS65-30T	8326
DPVS65-40	11.00	-	-	DPVS65-40T	9933
DPVS65-50	15.00	-	-	DPVS65-50T	10634
DPVS65-60	15.00	-	-	DPVS65-60T	10850
DPVS65-70	18.50	-	-	DPVS65-70T	12762
DPVS65-80	22.00	-	-	DPVS65-80T	14979
DPVS65-90	22.00	-	-	DPVS65-90T	15249

All DPVS65 Pumps Flanged DN100 in accordance with BS4504 and do not include companion flanges.

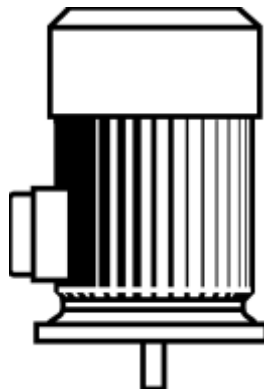
**CONSTRUCTION:** All wetted components 316 Stainless Steel, Ceramic Bearings, Mechanical Shaft Seal, O Ring Pump Sleeve Seals.

**MADE TO ORDER**

**MAX. WORKING PRESSURE:** 2500 kPa

**PUMPED LIQUID TEMPERATURE RANGE:** -15 to +120°C

**MOTORS TO SUIT MULTI-STAGE CENTRIFUGAL PUMP UNITS (WITHOUT PUMPS)**  
PLEASE SPECIFY DIRECTION OF ROTATION REQUIRED – SINGLE PHASE MOTORS ONLY



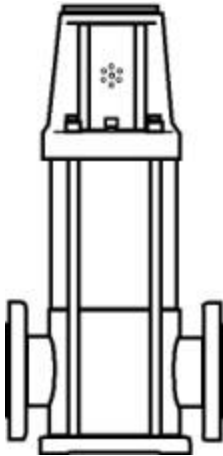
kW	1 x 240v 50Hz		3 x 415v 50Hz	
	CODE	PRICE \$	CODE	PRICE \$
0.56	SVM0055SA	395	SVM0055TA	329
0.75	SVM0075SA	395	SVM0075TA	329
1.10	SVM0110SA	471	SVM0110TA	395
1.50	SVM0150SA	507	SVM0150TA	403
2.20	SVM0220SA	780	SVM0220TA	416
3.00	SVM0370S	P.O.A.	SVM0300T	664
4.00	SVM0400S	P.O.A.	SVM0400T	798
5.50	SVM0550S	P.O.A.	SVM0550T	1025
7.50	SVM0750S	P.O.A.	SVM0750T	1095
11.00	-	-	SVM1100T	1507
15.00	-	-	SVM1500T	1686
18.50	-	-	SVM1850T	1828
22.00	-	-	SVM2200T	2180
30.00	-	-	SVM3000T	2765
37.00	-	-	SVM3700T	3194

# MULTI-STAGE CENTRIFUGAL

## SOUTHERN CROSS "DPV" MULTI-STAGE CENTRIFUGAL PUMP (BARE SHAFT)

**DPV32 65mm DISCHARGE**  
**NOM. FLOW 9.5 L/SEC (34m<sup>3</sup>/hr)**

**DISCOUNT CATEGORY A8**



MODEL	kW	BARE SHAFT PUMP	
		CODE	PRICE
DPV32-10	2.20	DPV32-10B	2499
DPV32-20	4.00	DPV32-20B	3619
DPV32-30	5.50	DPV32-30B	4288
DPV32-40	7.50	DPV32-40B	4868
DPV32-50	11.00	DPV32-50B	6584
DPV32-60	11.00	DPV32-60B	6774
DPV32-70	11.00	DPV32-70B	8065
DPV32-80	15.00	DPV32-80B	8121
DPV32-90	15.00	DPV32-90B	10096
DPV32-100	18.50	DPV32-100B	10226
DPV32-110	18.50	DPV32-110B	11218
DPV32-120	22.00	DPV32-120B	11239

All DPV32 PUMPS flanged DN65 in accordance with BS4504 and do not include companion flanges.

**DPV45 80mm DISCHARGE**  
**NOM. FLOW 12.5 L/SEC (45m<sup>3</sup>/hr)**

**CONSTRUCTION:**  
All wetted components  
304 Stainless Steel,  
Ceramic Bearings,  
Mechanical Shaft Seal,  
O Ring Pump Sleeve  
Seals.

Max. Working  
Pressure 2500 kPa

Pumped Liquid  
Temperature Range:  
-15 to +120°C

MODEL	kW	BARE SHAFT PUMP	
DPV45-10-1	2.20	DPV45-10-1B	2734
DPV45-10	4.00	DPV45-10B	3056
DPV45-20-1	5.50	DPV45-20-1B	3802
DPV45-20	7.50	DPV45-20B	4766
DPV45-30-1	11.00	DPV45-30-1B	5875
DPV45-30	11.00	DPV45-30B	5919
DPV45-40-1	11.00	DPV45-40-1B	7337
DPV45-40	15.00	DPV45-40B	7597
DPV45-50-1	15.00	DPV45-50-1B	9077
DPV45-50	18.50	DPV45-50B	9156
DPV45-60-1	18.50	DPV45-60-1B	10008
DPV45-60	22.00	DPV45-60B	10232
DPV45-70-1	22.00	DPV45-70-1B	11268
DPV45-70	30.00	DPV45-70B	11336
DPV45-80-1	30.00	DPV45-80-1B	11683
DPV45-80	30.00	DPV45-80B	11825
DPV45-90-1	30.00	DPV45-90-1B	12242
DPV45-90	37.00	DPV45-90B	13841
DPV45-100-1	37.00	DPV45-100-1B	14113
DPV45-100	37.00	DPV45-100B	14256

All DPV45 PUMPS flanged DN80 in accordance with BS4504 and do not include companion flanges.

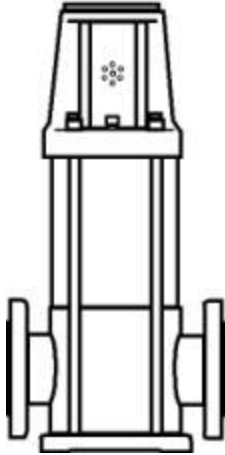
## MULTI-STAGE CENTRIFUGAL

### SOUTHERN CROSS "DPV" MULTI-STAGE CENTRIFUGAL PUMP (BARE SHAFT)

DPV65 100mm DISCHARGE

NOM. FLOW 16.5 L/SEC (60m<sup>3</sup>/hr)

DISCOUNT CATEGORY A8



MODEL	kW	BARE SHAFT PUMP	
		CODE	PRICE \$
DPV65-10	3.00	DPV65-10B	2899
DPV65-20	5.50	DPV65-20B	3633
DPV65-30	7.50	DPV65-30B	4176
DPV65-40	11.00	DPV65-40B	4971
DPV65-50	15.00	DPV65-50B	5622
DPV65-60	15.00	DPV65-60B	5932
DPV65-70	18.50	DPV65-70B	7464
DPV65-80	22.00	DPV65-80B	8193
DPV65-90	22.00	DPV65-90B	8395

All DPVF 65 Pumps Flanged DN100 in accordance with BS4504 and do not include companion flanges.

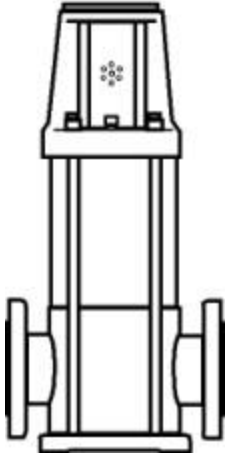
**CONSTRUCTION:** All wetted components 304 Stainless Steel, Cemic Bearings  
Mechanical Shaft Seal, O Ring Pump Sleeve Seals.

**MAX WORKING PRESSURE:** 2500 kPa

**PUMPED LIQUID TEMPERATURE:** -15 to +120°C

**MULTI-STAGE CENTRIFUGAL**

**SOUTHERN CROSS “DPVS” 316 STAINLESS STEEL  
MULTI-STAGE CENTRIFUGAL PUMP (BARE SHAFT)**



**DPVS32 65mm DISCHARGE**

**NOM. FLOW 9.5 L/SEC (34m³/hr)**

**DISCOUNT CATEGORY A8**

MODEL	kW	BARE SHAFT PUMP	
		CODE	PRICE
DPVS32-10	2.20	DPVS32-10B	5171
DPVS32-20	4.00	DPVS32-20B	6765
DPVS32-30	5.50	DPVS32-30B	7625
DPVS32-40	7.50	DPVS32-40B	8478
DPVS32-50	11.00	DPVS32-50B	10798
DPVS32-60	11.00	DPVS32-60B	11155
DPVS32-70	11.00	DPVS32-70B	13375
DPVS32-80	15.00	DPVS32-80B	13598
DPVS32-90	15.00	DPVS32-90B	15095
DPVS32-100	18.50	DPVS32-100B	15261
DPVS32-110	18.50	DPVS32-110B	17794
DPVS32-120	22.00	DPVS32-120B	17972

All DPVS32 Pumps Flanged DN65 in accordance with BS4504 and do not include companion flanges.

**DPVS45 80mm DISCHARGE**

**NOM. FLOW 12.5 L/SEC (45m³/hr)**

**MADE TO ORDER**

MODEL	kW	BARE SHAFT PUMP	
		CODE	PRICE
DPVS45-10-1	2.20	DPVS45-10-1B	5286
DPVS45-10	4.00	DPVS45-10B	5803
DPVS45-20-1	5.50	DPVS45-20-1B	6415
DPVS45-20	7.50	DPVS45-20B	7894
DPVS45-30-1	11.00	DPVS45-30-1B	10018
DPVS45-30	11.00	DPVS45-30B	10222
DPVS45-40-1	11.00	DPVS45-40-1B	13142
DPVS45-40	15.00	DPVS45-40B	13215
DPVS45-50-1	15.00	DPVS45-50-1B	15439
DPVS45-50	18.50	DPVS45-50B	15586
DPVS45-60-1	18.50	DPVS45-60-1B	16411
DPVS45-60	22.00	DPVS45-60B	16442
DPVS45-70-1	22.00	DPVS45-70-1B	19589
DPVS45-70	30.00	DPVS45-70B	19719
DPVS45-80-1	30.00	DPVS45-80-1B	19836
DPVS45-80	30.00	DPVS45-80B	20041
DPVS45-90-1	30.00	DPVS45-90-1B	20620
DPVS45-90	37.00	DPVS45-90B	22701
DPVS45-100-1	37.00	DPVS45-100-1B	23414
DPVS45-100	37.00	DPVS45-100B	23645

All DPVS45 Pumps Flanged DN80 in accordance with BS4504 and do not include companion flanges.

**CONSTRUCTION:**

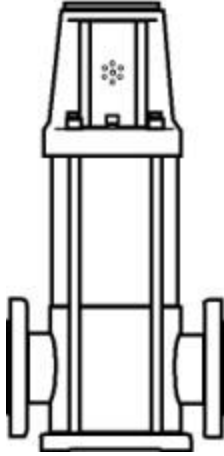
All wetted components  
**316 Stainless Steel**,  
Ceramic Bearings,  
Mechanical Shaft Seal,  
O Ring Pump Sleeve  
Seals.

Max. Working  
Pressure 2500 kPa

Pumped Liquid  
Temperature Range:  
-15 to +120°C

## MULTI-STAGE CENTRIFUGAL

### SOUTHERN CROSS "DPVS" STAINLESS STEEL MULTI-STAGE CENTRIFUGAL PUMP (BARE SHAFT)



DPVS65 100 mm DISCHARGE

NOM. FLOW 16.5 L/SEC (60m<sup>3</sup>/hr)

DISCOUNT CATEGORY A8

MODEL	kW	BARE SHAFT PUMP	
		CODE	PRICE
DPVS65-10	3.00	DPVS65-10B	6475
DPVS65-20	5.50	DPVS65-20B	6663
DPVS65-30	7.50	DPVS65-30B	7998
DPVS65-40	11.00	DPVS65-40B	9452
DPVS65-50	15.00	DPVS65-50B	10028
DPVS65-60	15.00	DPVS65-60B	10244
DPVS65-70	18.50	DPVS65-70B	11979
DPVS65-80	22.00	DPVS65-80B	14028
DPVS65-90	22.00	DPVS65-90B	14299

All DPVS65 Pumps Flanged DN100 in accordance with BS4504 and do not include companion flanges.

**CONSTRUCTION:** All wetted components 316 Stainless Steel, Ceramic Bearings, Mechanical Shaft Seal, O Ring Pump Sleeve Seals.

**MAX. WORKING PRESSURE:** 2500 kPa

**PUMPED LIQUID TEMPERATURE RANGE:** -15 to +120°C

*MADE TO ORDER*